

OXFORD

www.irLanguage.com

2

# LET'S GO

5th Edition

WORKBOOK



مرجع زبان ایرانیان



مرجع آموزش زبان ایرانیان

www.**IR**.com  
irLanguage.com

Ritsuko Nakata  
Karen Frazier  
Barbara Hoskins




# WORKBOOK

# 2

# LET'S GO

5th  
Edition



مرجع آموزش زبان ایرانیان



این مجموعه با لوگوی مرجع زبان ایرانیان  
به صورت نشر بر خط و حامل به ثبت رسیده است. به ثبت رسیده است.  
کپی برداری از آن خلاف شرع، قانون و اخلاق است و شامل پیگرد خواهد شد.



# At School


## Let's Talk



### A Read, trace, and write.

Hi, Kate. How are you?

1.



Goodbye, Kate.

2.




\_\_\_\_\_, Andy. How are \_\_\_\_\_?

3.



Goodbye, Andy.


4.



you Hi See I'm later



# Let's Learn



## A Write and match.

1. clock

clock




2. calendar

3. picture

4. workbook



5. door

6. window





## B Read and circle.



1. What's this? It's a door.




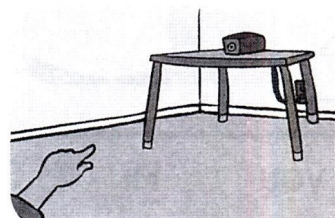
2. What's that? It's a clock.



3. What's this? It's a workbook.



4. What's that? It's a pencil sharpener.






## C Trace and write.




What's this?  
It's a paper clip.



What's that?  
.



?  
It's a door.



?  
It's a .


## D Read, trace, and write.

1. Is this a picture?




Yes, it is.

2. Is that a workbook?



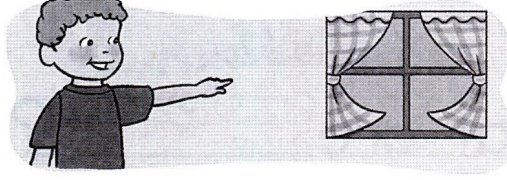
No, it isn't.

3. Is this a clock?



.

4. Is that a window?



.


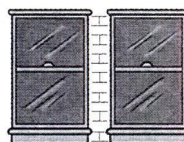
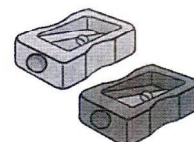
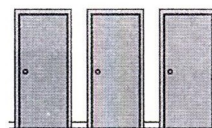




# Let's Learn More



## A Read and match.

1. pencil sharpeners •
2. calendars •
3. paper clips •
4. windows •
5. pictures •
6. clocks •
7. workbooks •
8. doors •




## B Trace and write.



What are these?

They're calendars.




What are those?

They're windows.



What are \_\_\_\_\_?

They're \_\_\_\_\_.



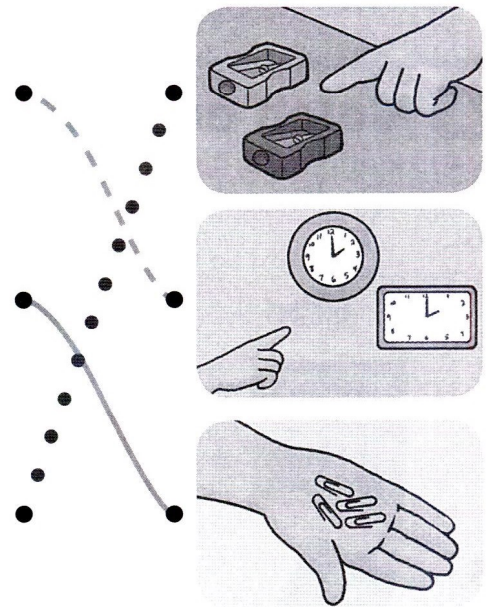
What are \_\_\_\_\_?

\_\_\_\_\_.




## C Connect, trace, and write.

- Are these windows?  
No, they aren't.
- Are these \_\_\_\_\_?  
Yes, they are.
- \_\_\_\_\_ pencil sharpeners?

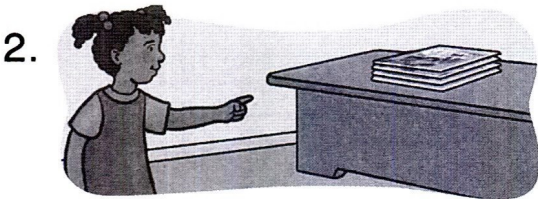


## D Trace, check, and write.



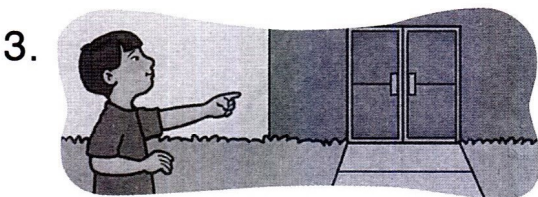
Are these pictures?

☐ Yes, they are. ☒ No, they aren't.



Are those workbooks?

☐ Yes, they are. ☐ No, they aren't.



Are \_\_\_\_\_ doors?

\_\_\_\_\_, they \_\_\_\_\_.




Are \_\_\_\_\_ pictures?

\_\_\_\_\_, they \_\_\_\_\_.




# Let's Read



## Phonics

### A Match and trace.

1.




:

**Mm**

:

• nut

2.



•

• map

3.



•

• notebook

4.



•

:

**Nn**

:

• nine

5.



•

• mop

6.



•


• mug

### B Find and write.

1. **Mm**



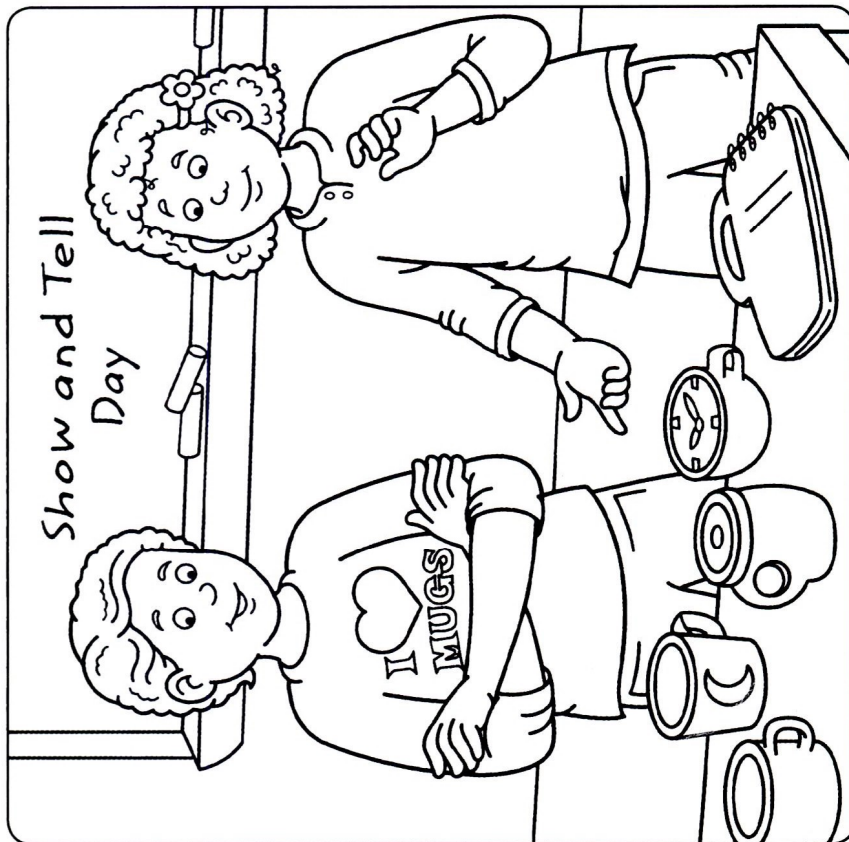
2. **Nn**



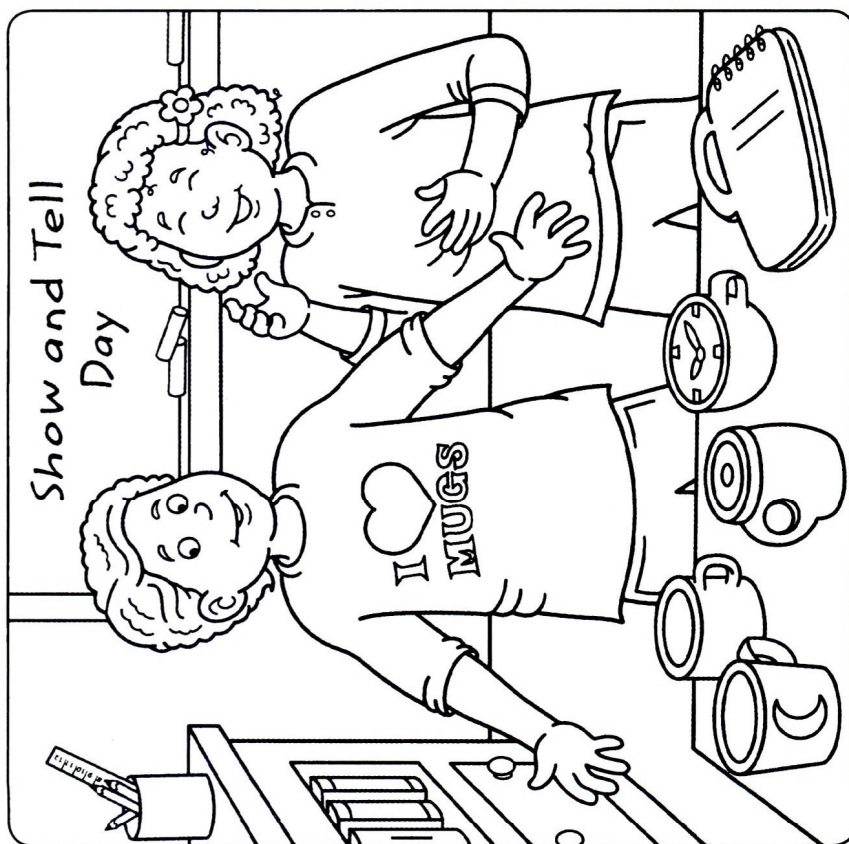




## I Like Mugs!

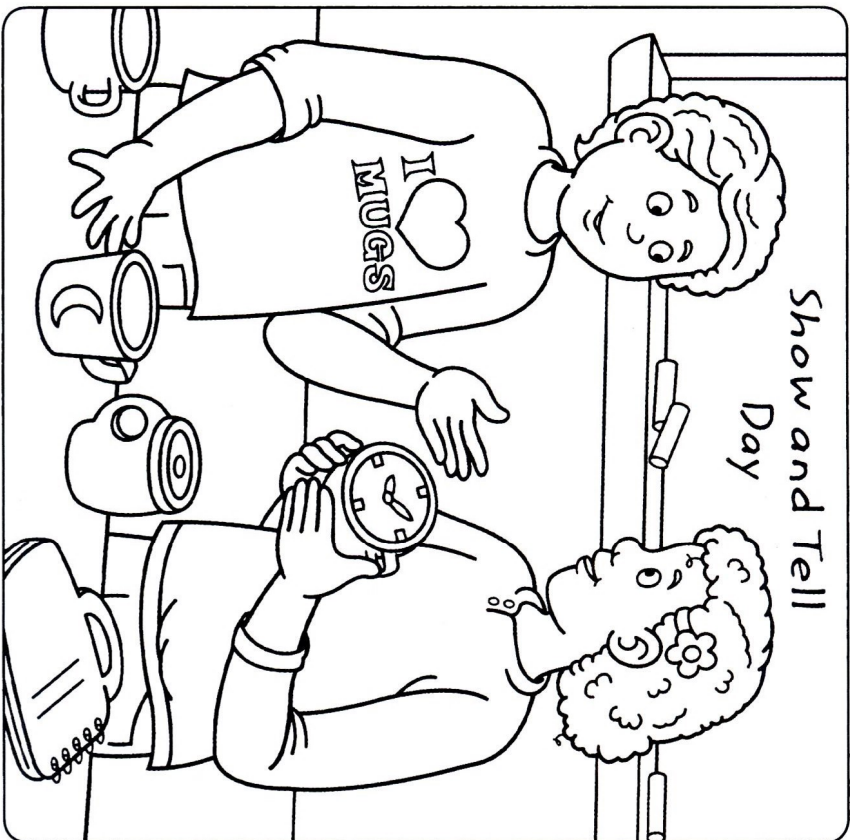


What are those?  
They're mugs.




I like your mugs!  
Thanks!





**How about this?**  
**Is this a mug, too?**  
**Yes, it is. It's a clock mug.**



**This is a pencil sharpener.**  
**That's a notebook.**  
**Wow!**




# Unit 2

## My Things Let's Talk



### A Read and trace.

1. Whose bag is that?



I don't know.

2. Is it Scott's bag?



No, it isn't his bag.


3. Is it Jenny's bag?




Yes, it is.  
It's her bag.



# Let's Learn




## A Find and circle.



a key



a comic book




a brush



a coin



a watch



a tissue





a comb



a candy bar

## B Draw and write.

What do you have?




I have a \_\_\_\_\_.




## C Read and circle.

1. Do you have a key?



Yes, I do.  
No, I don't.

2. Do you have a comb?




Yes, I do.  
No, I don't.

3. Do you have a comic book?




Yes, I do.  
No, I don't.

4. Do you have a watch?



Yes, I do.  
No, I don't.

## D Trace and write.



1. I have a candy bar.
2. \_\_\_\_\_.
3. \_\_\_\_\_.



1. \_\_\_\_\_ a coin.
2. \_\_\_\_\_.
3. \_\_\_\_\_.

✓ Parent's signature: \_\_\_\_\_



# Let's Learn More



## A Match.

1. a calculator •





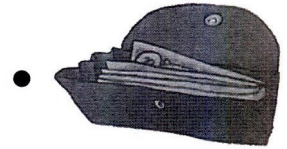
2. a key chain •

3. a train pass •

4. a wallet •


5. a camera •

6. a lunch box •



## B Trace and write.


1.



What does she have?

She has a lunch box.

2.



he have?



3.



?



# C Trace, write, and check.



1. Does he have a lunch box?

2. \_\_\_\_\_ a comb?

3. \_\_\_\_\_ a music player?

4. \_\_\_\_\_ a calculator?

- ☒ Yes, he does.  
☐ No, he doesn't.  
☐ Yes, she does.  
☐ No, she doesn't.  
☐ Yes, he does.  
☐ No, he doesn't.  
☐ Yes, she does.  
☐ No, she doesn't.


# D Look and check.



What does she have?

- ☒ a camera  
☐ a music player  
☐ a lunch box  
☐ a calculator  
☐ an umbrella  
☐ a train pass  
☐ a key chain  
☐ a wallet





## Phonics

### A Trace and match.

1. five


2. violin

3. fork

4. van

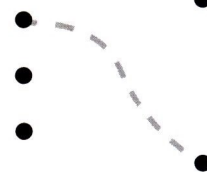
5. vest

6. fan



**Ff**


**Vv**



5



### B Trace and circle.



fan

2. 5




fork






## A Great Bag!




Whose bag is that?  
It's my bag.

Copyright © Oxford University Press. All rights reserved.




That's a great bag!





**What do you have in your bag?  
I have five fans.**

**2**



**I have a violin and a fox  
in my bag, too.**

**3**



# Let's Review




## A Trace and write.




What are these?

They're workbooks.



What are those?

pictures.



What's that?

a comic book.

## B Trace and write.



He has a watch.



She has a camera.



a comic book.



She



## C Read and write.

1.



What's this?

It's a

2.



What does she have in her bag?

She has

3.



What are these?

4.



Does she have a key chain?

## D Read and match.

1. What are those?


• •



• Yes, she does.

2. What does he have?

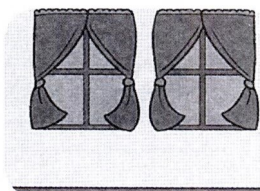
• •



• They're windows.

3. Does she have a watch?

• •



• He has a train pass.



# Unit 3

## Things I Can Do Let's Talk



### A Trace and write.


I can't find my notebook.

1.



I can't find my \_\_\_\_\_.


2.



What's wrong?

I can't find my \_\_\_\_\_.

3.



4.



book

key


notebook

brush


✓ Parent's signature: \_\_\_\_\_



# Let's Learn




## A Trace and write.




Look at him!

her  
me  
him




Look at \_\_\_\_\_!



Look at \_\_\_\_\_!

## B Trace and write.

1. He can \_\_\_\_\_.



2. She can \_\_\_\_\_.



3. He can \_\_\_\_\_.




play the piano

jump rope

ride a pony




# C Trace and write.



What can he do?

He can do a magic trick.



What can she do?

She can do a cartwheel.



What can he do?

play with a yo-yo.



What can she do?

play hopscotch.



What can he do?

do a somersault.



What can she do?

jump rope.



# Let's Learn More



## A Look and write.




color




## B Look and write.



1. They can color.



2. They can .



3. They can .



4. .



# C Trace and write.


1.



Can they sing?

Yes, they can.

2.



Can they read?

No, they can't.

3.



Can they swim?

Yes,

4.



Can they dance?

5.



paint?


6.



skip?

✓ Parent's signature: \_\_\_\_\_






## Phonics

### A Unscramble and write.

1. unr

2. deri

3. caer






run




4. kiel

5. ttiell

6. glon



### B Look and check.



- ☐ long  
☒ little



- ☐ ride  
☐ race




- ☐ run  
☐ like






**Let's Race!**



**Let's have a long race.**

Copyright © Oxford University Press. All rights reserved.

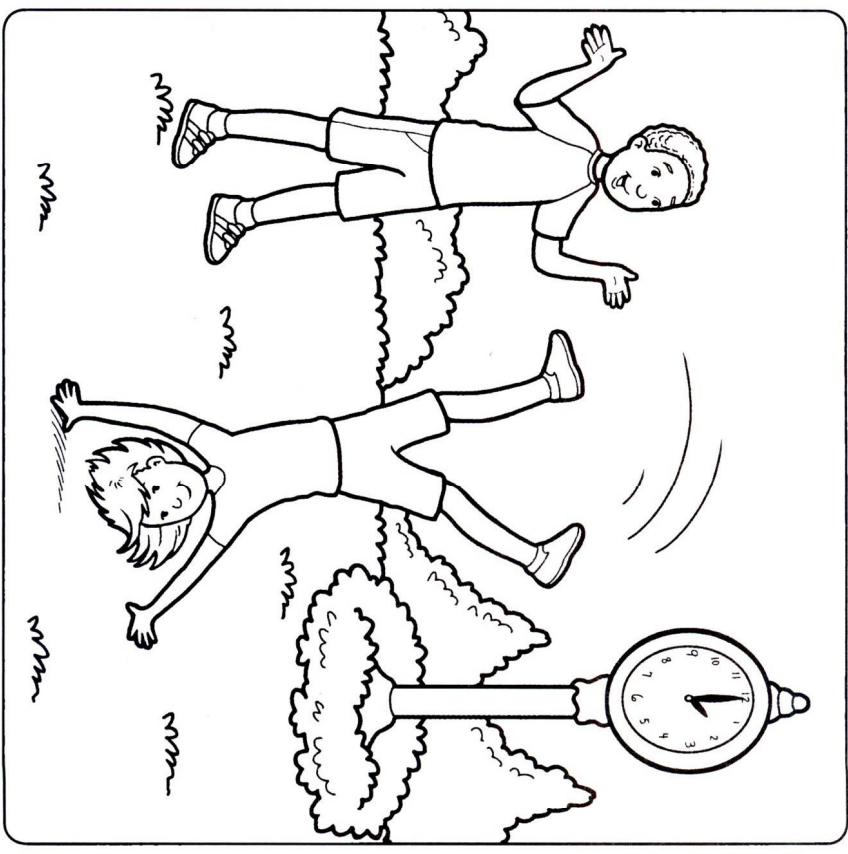


**Let's skip to my house now.  
OK!**





**I can do somersaults.  
Me, too!  
Let's race to the little tree.**



**I can do cartwheels.  
I can't do cartwheels.  
OK! Let's run to the clock.**



# Unit 4


## Occupations

### Let's Talk




#### A Read and trace.

1.




2.



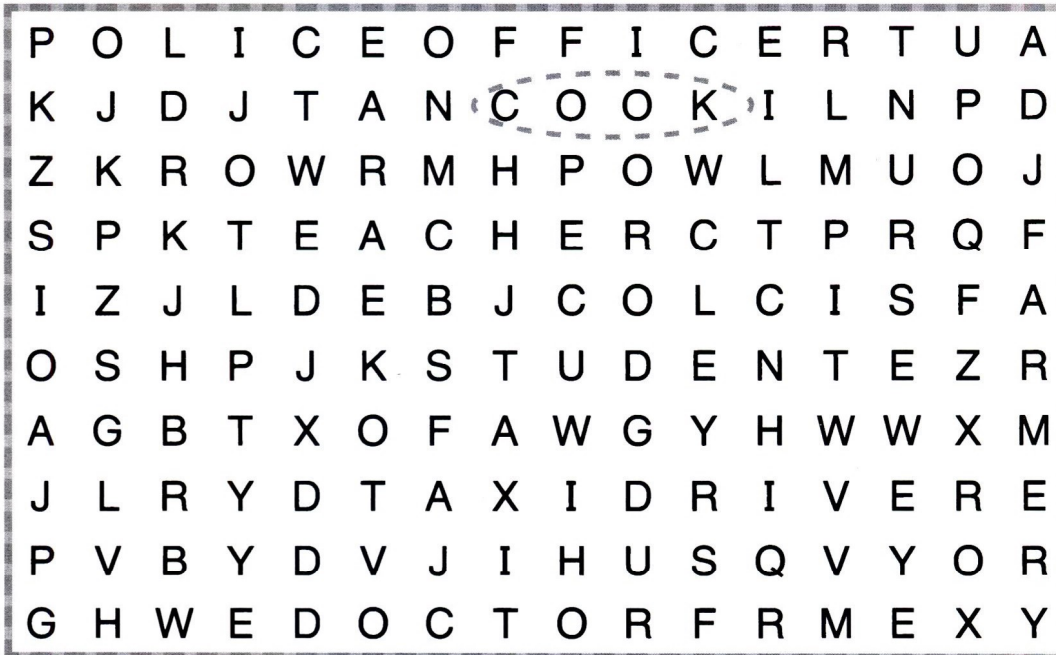
✓ Parent's signature: \_\_\_\_\_



# Let's Learn



## A Find and circle.



cook  
nurse  
taxi driver  
police officer  
teacher  
student  
farmer  
doctor


## B Trace and write.



He's a cook.



She's



She's



He's

a teacher  
a cook  
a taxi driver  
a nurse



## C Look and write.

Who's she?

1.



She's a nurse.

2.



Who's he?

3.



4.



a cook

a police officer

a taxi driver

a nurse

## D Read and match.

1. Is she a teacher?


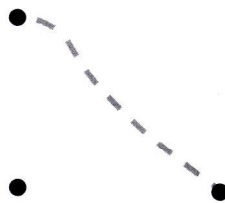
Yes, she is.

2. Is she a doctor?

No, she isn't. She's a student.


3. Is he a farmer?

Yes, he is.






# Let's Learn More



## A Look and write.



pilots  
 salesclerks  
 office workers  
 engineers  
 dentists  
 firefighters  
 teachers  
 students

### Across

1.



2.



3.



4.



### Down

5.



6.



7.



8.





## B Read, write, and say.



Who are they?

They're office workers.



Who are they?

\_\_\_\_\_




Who are they?

\_\_\_\_\_

## C Read and circle.

1. Are they teachers?



Yes, they are.

No, they aren't.


2. Are they pilots?



Yes, they are.

No, they aren't.

3. Are they engineers?



Yes, they are.

No, they aren't.

4. Are they dentists?



Yes, they are.







No, they aren't.





## Phonics

### A Trace and match.

1. 	•	: <b>a_e</b> :	•	today
2. 	•		•	rain
3. 	•	: <b>ai</b> :	•	game
4. 	•		•	paint
5. 	•	: <b>ay</b> :	•	make
6. 	•		•	play


### B Find and write.

1. <b>a_e</b>	2. <b>ai</b>	3. <b>ay</b>
		






## Who Are They?



**Let's play a game today.  
OK!**




**Is he a police officer?  
Yes, he is!**

Copyright © Oxford University Press. All rights reserved.





**Is he a firefighter?**  
**Yes, he is.**



**Is she a taxi driver?**  
**No, she isn't. She's a pilot.**




# Let's Review



## A Trace and write.



He can play the piano.



jump rope.



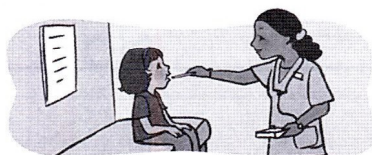
paint.



do a magic trick.

## B Read and match.

1. Who's she?



• They're office workers.

2. Who's he?



• No, they aren't.  
• They're firefighters.

3. Who are they?



• He's a farmer.

4. Are they dentists?




• She's a nurse.



# C Trace and write.

him her can

1.



Look at \_\_\_\_\_ !

She \_\_\_\_\_ play with a yo-yo.

2.



Look at \_\_\_\_\_ !

He \_\_\_\_\_ sing.

3.



Look at \_\_\_\_\_ !

She \_\_\_\_\_ play the piano.

# D Circle and write.

1.



He's  
She's  
They're

a cook.

2.



He's  
She's  
They're

dentists.




# Unit 5

## Things to Eat Let's Talk



### A Read and trace.

What's for lunch, Mom?



### B Look, read, and check.

1. Do you want spaghetti?

- ☐ Yes, please.  
☐ No, thank you.



2. Do you want a candy bar?

- ☐ Yes, please.  
☐ No, thank you.



3. Do you want an orange?

- ☐ Yes, please.  
☐ No, thank you.




4. Do you want ice cream?

- ☐ Yes, please.  
☐ No, thank you.











# Let's Learn



## A Look and write.



hot chocolate



an omelet  
yogurt

a peach  
cereal

a pear  
tea

a pancake  
hot chocolate

## B Unscramble and write.

1. a He pear wants

He wants a pear.

2. omelet wants She an

3. wants cereal He

4. She pancake wants a



**C Look and check.**




1. Does she want cereal?

- ☐ Yes, she does.
- ☐ No, she doesn't.



2. Does he want hot chocolate?

- ☐ Yes, he does.
- ☐ No, he doesn't.



### 3. Does she want a peach?

- ☐ Yes, she does.
- ☐ No, she doesn't.



4. Does he want yogurt?

- ☐ Yes, he does.
- ☐ No, he doesn't.

**D Read, connect, and write.**

1. What does she want?



2. What does he want?



3. What does she want?



4. What does he want?



She wants tea.



# Let's Learn More



## A Look and write.

Across



2.



3.



4.



Down

5.





6.



7.




8.



grapes	stew
pancakes	cheese
peaches	pasta
hamburgers	steak

## B Read and write.

1.



What does she like?

She likes \_\_\_\_\_.

2.




What \_\_\_\_\_ he \_\_\_\_\_?

He likes \_\_\_\_\_.




## C Look, read, and write.



Does she like pancakes?

Yes, she does.




Does he like \_\_\_\_\_?

No, he doesn't.



\_\_\_\_\_?



\_\_\_\_\_?



## D Read and match.

1. What does he like?  
He likes hamburgers.


2. What does she like?  
She likes grapes.

3. What does she like?  
She likes stew.

4. What does he like?  
He likes peaches.









## Phonics

### A Trace and circle.




leaf

e

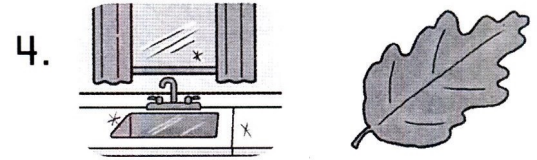


we



me


ee



clean

ea

### B Write and match.



l

w

t

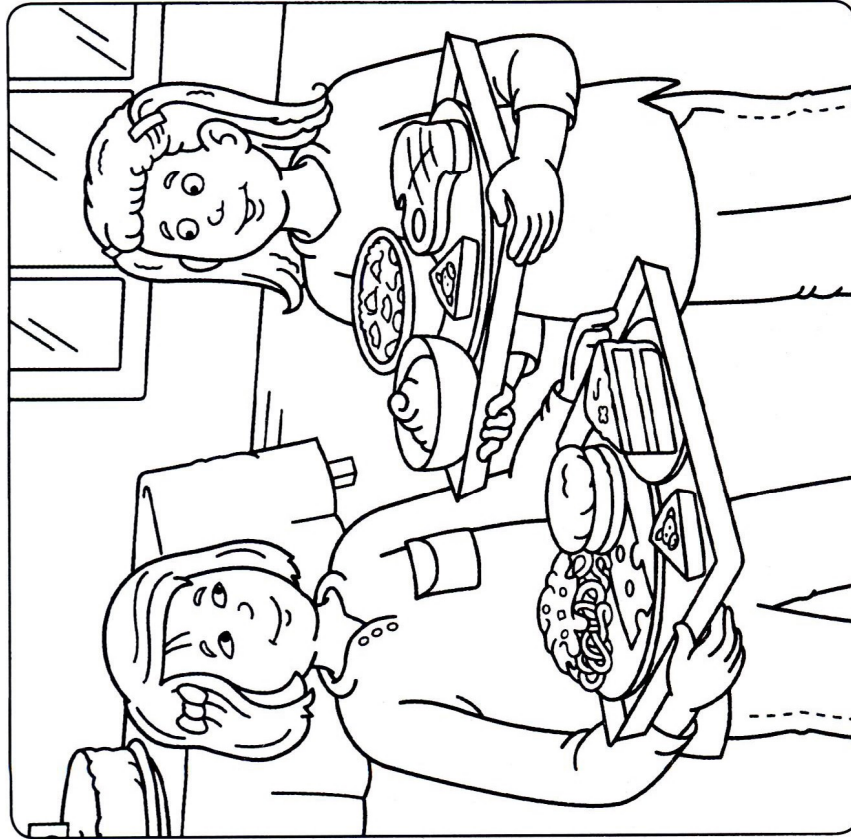
m

leaf  
me  
tree  
we






## Two Hungry Girls




**We are very, very, very hungry!**




**I'm hungry!  
Me, too!**

Copyright © Oxford University Press. All rights reserved.





**Do you want cheese?  
Yes, please! I really like cheese!**



**Oh! I want peach cake and ice cream.  
Me, too.**



# My House

## Let's Talk



### A Trace and write.


1.



Where do you live?

I \_\_\_\_\_ in Hillsdale.

2.



What's \_\_\_\_\_ address?

\_\_\_\_\_ 6 North Street.

3.



\_\_\_\_\_ your phone number?

It's (798) 555-2143.

It's

live

What's

your

### B Write.

Where do you live?



\_\_\_\_\_


\_\_\_\_\_

\_\_\_\_\_




\_\_\_\_\_



# Let's Learn



## A Write the letter.



A. refrigerator

B. bed

C. stove

D. lamp

E. bathtub

F. sink

G. TV

H. sofa

## B Read and write.

1. Where's the lamp?



It's on the table.

2. Where's the duck?




It's in the sink.

3. Where's the cat?



It's under the sofa.

4. Where's the bag?



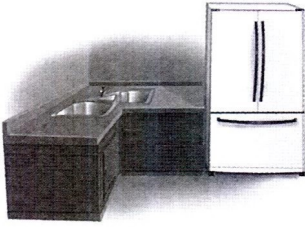
It's on the bed.

on in under by



## C Read and circle.

1.



There are sinks \_\_\_\_ the refrigerator.

by in under

2.



There's a bed \_\_\_\_ the window.

in on under

3.



There's a clock \_\_\_\_ the sofa.

by on in

4.



There are balls \_\_\_\_ the sink.

on under in

## D Unscramble and write.

1. the Where's book

\_\_\_\_\_ ?

under table It's the


\_\_\_\_\_ .

2. the Where's cat

\_\_\_\_\_ ?

sofa It's the on

\_\_\_\_\_ .




✓ Parent's signature: \_\_\_\_\_



# Let's Learn More




## A Write.




---

---

---




---

---

---




---

---

---



in front of

next to


behind

## B Read and check.

1. There's a stove next to the refrigerator.


☐

☐

2. There's a table in front of the sofa.


☐

☐

3. There are lamps behind the bed.


☐

☐

4. There are telephones in front of the window.



☐

☐



**C Look, read, and write.**


1.



Is there a bathtub next to the sink?


Yes, there is.

2.



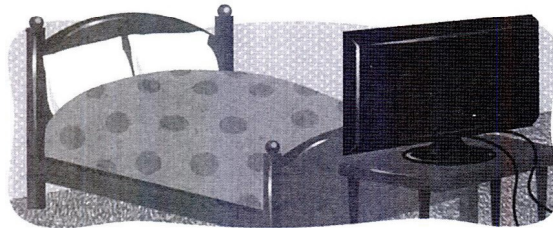
Is there a lamp behind the TV?

3.




Is there a telephone next to the sink?

4.



Is there a TV behind the bed?

**D Look, read, and check.**

1. Are there lamps next to the bed?

☐ Yes, there are. ☐ No, there aren't.

2. Are there windows behind the bed?


☐ Yes, there are. ☐ No, there aren't.

3. Are there telephones next to the bed?

☐ Yes, there are. ☐ No, there aren't.




# Let's Read



## Phonics

### A Circle and write.




1. p l r g  
f m o d  
v y i n  
u w a c





---

---

---




2. k a f r  
l i m o  
s u t n  
v p j e




---

---

---



3. b f r l  
u i m t  
g n c v  
w d e a





---

---


---

### B Trace and match.


1. ride  
2. fly  
3. climb  
4. kite







**Is it behind the sofa?**  
**No, that isn't my kite.**




**Is it next to the bed?**  
**No, that isn't my kite.**






## Where's My Kite?



**Where's my kite?  
I can't find my kite.**



**There's a kite in front of the bike.  
That's my kite! Thanks!**

Copyright © Oxford University Press. All rights reserved.



# Let's Review



It's next to the refrigerator.  
No, he doesn't.  
He likes grapes.  
It's in front of the sofa.

## A Read and write.

1. Where's the TV?

---

---

---

2. What does he like?

---

---

---

3. Where's the sink?

---

---

---

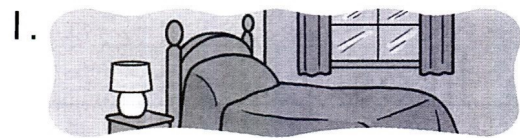
4. Does he want yogurt?

---

---

---

## B Look and write the question.



Where's the \_\_\_\_\_?

It's under the window.



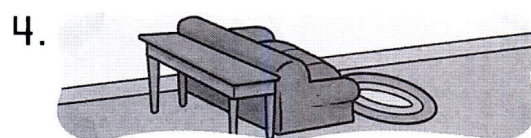
\_\_\_\_\_?

She wants an omelet.



\_\_\_\_\_?

He likes hamburgers.



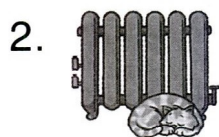

\_\_\_\_\_?

It's behind the sofa.






## C Write.

### Down

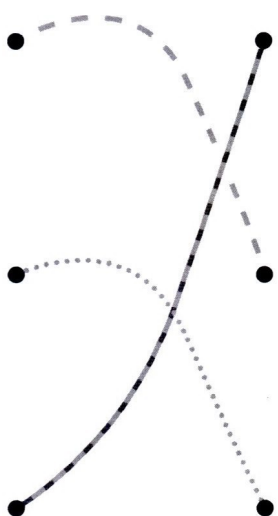

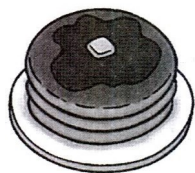


next to  
on  
under  
in front of  
behind  
in

### Across



## D Connect, trace, and write.



1. He likes cheese.

2. She likes

3.




# Unit 7

## Routines Let's Talk




### A Trace and write.




What time is it?

It's six o'clock.



It's seven o'clock.

It's time for your \_\_\_\_\_.



Is it \_\_\_\_\_?

Yes, \_\_\_\_\_.


time for bed

bath

it is


### B Draw and write.

What time is it?





# Let's Learn



## A Write.

What do you do in the morning?

1.



I get up.

2.



I \_\_\_\_\_.

3.



\_\_\_\_\_.

4.



\_\_\_\_\_.

5.



\_\_\_\_\_.

6.




\_\_\_\_\_.

brush my teeth  
wash my face  
get up  
get dressed  
eat breakfast  
comb my hair



## B Check and write.

1.



Do you eat breakfast in the morning?

☐ Yes, I do. ☐ No, I don't.

2.




Do you watch TV in the morning?

---

---

---

3.




Do you play the piano in the afternoon?

---

---

---

4.




Do you ride a bicycle in the afternoon?

---

---

---

5.



Do you get dressed in the afternoon?

---

---

---













✓ Parent's signature: \_\_\_\_\_



# Let's Learn More



## A Trace and write.

			
morning	afternoon	evening	night
			
			

watches TV  
eats breakfast

talks on the phone  
takes a bath

studies English  
does homework

gets up  
eats dinner

1. What does he do in the morning?



He eats breakfast.

2. What does she do in the morning?



She \_\_\_\_\_.

3. What does she do in the afternoon?



\_\_\_\_\_  
\_\_\_\_\_  
\_\_\_\_\_.

4. What does he do in the evening?



\_\_\_\_\_  
\_\_\_\_\_  
\_\_\_\_\_.



**B** Look at A. Check and write.

1.



Does she take a bath in the afternoon?

☐ Yes, she does. ☐ No, she doesn't.

2.



Does he study English in the afternoon?

\_\_\_\_\_

\_\_\_\_\_

\_\_\_\_\_

3.



Does she talk on the phone at night?

\_\_\_\_\_

\_\_\_\_\_

\_\_\_\_\_

4.



Does he take a bath at night?

\_\_\_\_\_

\_\_\_\_\_

\_\_\_\_\_

5.



Does she watch TV in the evening?

\_\_\_\_\_

\_\_\_\_\_

\_\_\_\_\_

6.




Does he do homework in the evening?

\_\_\_\_\_

\_\_\_\_\_

\_\_\_\_\_





## Phonics

### A Unscramble and write.

1. wolb



bowl

2. toas



oats

3. opre



rope

4. hmeo



home

5. otag



goat

6. wrog



grow

o\_e

oa


ow

### B Find and write.


1. o\_e



2. oa




3. ow








## Breakfast in the Afternoon



What do you eat in the morning?  
I eat breakfast!




This is my home.  
Wow! Those roses are pretty!





**It's time for my mom's breakfast.  
But it's four o'clock.**

**2**



**My mom works at night.  
She eats breakfast in the afternoon.**

**3**



# Unit 8

## Doing Things Let's Talk



### A Write.

1. Let's

2. What are you ?


I'm

3. What are you doing?

We're

swimming  
play a game  
riding a bicycle  
doing

### B Look and write.



1. What are you doing?

We're playing baseball.




2. What are you doing?

I'm



# Let's Learn




## A Read and number.

1. dancing

☐

☐


2. swimming

☐

☐


3. sleeping

4. drawing


☐

☐


5. singing

6. reading

☐

☐


7. running

8. walking

## B Read and write.

What's he doing?



1. He's

2. \_\_\_\_\_

What's she doing?



3. She's

4. \_\_\_\_\_



## C Connect and write.

1. Is he swimming?



\_\_\_\_\_

2. Is he dancing?



Yes, he is.

3. Is she singing?



\_\_\_\_\_

4. Is she reading?



No, he isn't.

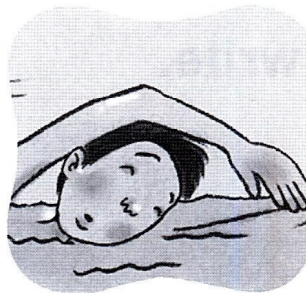
## D Look, read, and check.

1. Is she dancing?




- ☐ Yes, she is.  
☐ No, she isn't.

2. Is he reading?



- ☐ Yes, he is.  
☐ No, he isn't.

3. Is she running?



- ☐ Yes, she is.  
☐ No, she isn't.

4. Is he singing?



- ☐ Yes, he is.  
☐ No, he isn't.



# Let's Learn More



## A Look and write.

1. at school

2. \_\_\_\_\_

3. \_\_\_\_\_





4. \_\_\_\_\_

5. \_\_\_\_\_

6. \_\_\_\_\_

at school   at the store   at home   at the library   at the park   at the zoo

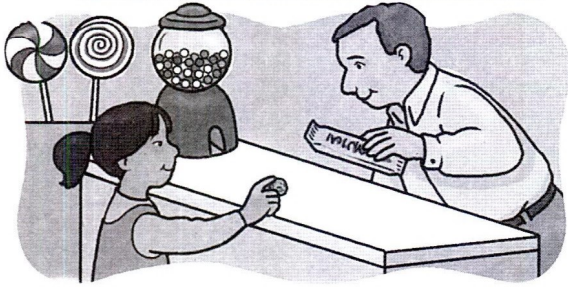
## B Read and write.





**C Read and write.**

1. Where is she?



She's at the store.

What's she doing?

She's buying a candy bar.

2. Where is he?



He's at the park.

What's he doing?

He's playing baseball.

3. Where is she?




She's

?


She's

4. ?




?







### A Circle and write.




1. t b o r  
y l a k  
s u t n  
d e j p



blue



2. t i r n  
f u o c  
w p b y  
s t o e




3. f a k i  
e g n u  
w o m d




### B Look and check.



- ☐ few  
☐ glue



- ☐ huge  
☐ new




- ☐ blue  
☐ tube






## Where Are You?



**Look at the new tubes!  
They're huge!**

1


Copyright © Oxford University Press. All rights reserved.



**What are you doing?  
We're swimming in the balls!**


4





**Where is your brother?  
He's on the ladder.**

**2**



**Are you in the tube?  
No, we're not. We're next to  
the blue cubes.**

**3**



# Let's Review



## A Trace and write.

1.



What does she do in the afternoon?

She plays baseball.

2.



What does he do at night?

He

3.



What does she do in the morning?

She

## B Read and match.

1. Where is he?

He's at home.

2. Where is she?





She's at school.

3. Where are they?

They're at the zoo.

4. Where are they?

They're at the library.



مرجع آموزش زبان ایرانیان

www.OL.com  
irLanguage.com



# C Circle, trace, and write.

1.



eating reading

What's she doing?

She's

2.




swimming drawing

What's he doing?

He's

3.



running studying

What's he doing?

4.



sleeping reading

What's she doing?

5.



walking singing

What's doing?

6.



playing baseball dancing

What's doing?



# Number Practice

one

<b>1</b> one	<b>11</b> eleven	<b>21</b> twenty-one
<b>2</b> two	<b>12</b> twelve	<b>22</b> twenty-two
<b>3</b> three	<b>13</b> thirteen	<b>23</b> twenty-three
<b>4</b> four	<b>14</b> fourteen	<b>24</b> twenty-four
<b>5</b> five	<b>15</b> fifteen	<b>25</b> twenty-five
<b>6</b> six	<b>16</b> sixteen	<b>26</b> twenty-six
<b>7</b> seven	<b>17</b> seventeen	<b>27</b> twenty-seven
<b>8</b> eight	<b>18</b> eighteen	<b>28</b> twenty-eight
<b>9</b> nine	<b>19</b> nineteen	<b>29</b> twenty-nine
<b>10</b> ten	<b>20</b> twenty	<b>30</b> thirty

**40** forty  
**50** fifty  
**60** sixty

**70** seventy  
**80** eighty

**90** ninety  
**100** one hundred


## A Draw, trace, and write.

1



one one

2



two



3

three

4

four

5

five

6

six

7

seven

8

eight



9

nine

10

ten

11

eleven

12

twelve

13

thirteen

14

fourteen



15

fifteen

16

sixteen

17

seventeen

18

eighteen

19

nineteen


20

twenty



**B** Count, trace, and write.

30



40




thirty

forty

50




60




fifty

sixty

70



80




seventy

eighty




90



ninety

100




one hundred



Oxford University Press  
is the world's authority  
on the English language.

As part of the University  
of Oxford, we are  
committed to furthering  
English language learning  
worldwide.

We continuously bring  
together our experience,  
expertise and research to  
create resources such as  
this one, helping millions  
of learners of English to  
achieve their potential.



**OXFORD**  
UNIVERSITY PRESS

[www.oup.com/elt](http://www.oup.com/elt)



## Let's talk. Let's learn. Let's Go!

Energize your English classes with the trusted  
methodology of **LET'S GO**.

**LET'S GO** is full of fun, collaborative activities that get  
students talking in English from the very beginning.

- NEW** **Animated videos:** conversations, songs, and chants  
create excitement in class and motivate students to speak  
in English
- NEW** **Teacher's Resource Center:** Online Practice and an  
extensive online library of easy-to-access teaching resources  
help get the most out of each class
- NEW** **Can-do statements:** can-do statements with supporting  
activities allow students to measure their progress
- NEW** **Reading texts:** engaging texts build students' confidence in  
phonics and reading comprehension
- NEW** **Let's Begin series:** a two-level introductory course provides  
the perfect building blocks for learning English

### Students

- **Student Book**
- **Workbook**  
Online Practice
- **Online Play**  
Student's Website

### Teachers

- **Teacher's Pack**  
Classroom Presentation Tool,  
Teacher's Guide, and Teacher's  
Resource Center
- **Class Audio CDs**
- **Teacher Cards**

[www.irLanguage.com](http://www.irLanguage.com)

