

PARS CASTER

CONTACT US



SCAN ME

Pars Caster

www.parscaster.com

کارخانه: تهران، کیلومتر ۳۰ جاده قم، شهرک صنعتی شمس آباد، بلوار گلستان، گلشن ۱۵، پلاک ۱۱
تلفن کارخانه: ۰۲۱-۵۶۲۳۱۶۳۲-۳ فکس: ۰۲۱-۵۶۲۳۱۶۳۳



Factory: No. 30 km Qom road, Shams Abad industrial town, Golestan Boulevard 15 Golshan
, Tehran, IRAN Tel: +98 21 56231632-3 Fax: +98 21 56231633

دفتر فروش: تهران، شهرک صنعتی چهاردانگه، خیابان ۱۹، شماره ۱۰، چرخ پارس
تلفن دفتر فروش: ۰۲۱-۵۵۲۴۴۰۸۶-۵۵۲۵۸۳۰۲-۵۵۲۷۱۰۹۴ فکس: ۰۲۱-۵۵۱۷۷۶۱۲



Sales Office: Chehardangeh Industrial Estate, 19 Street, No 10, Cherkh Pars, Tehran, IRAN
Tel: +98 21 55177612 Fax: +98 21 55244086-55271094



لازخزرتل خلیج فارس با محصولات چرخ پارس

درباره ما

گروه صنعتی ولی زاده، که امروزه با نام تجاری چرخ پارس در صنعت تولید چرخ شناخته می شود، فعالیت خود را در سال ۱۳۵۰ با تولید چرخ های صنعتی آغاز نمود. این مجموعه با بیش از پنج دهه تجربه و تلاش مستمر، به یکی از بزرگ ترین تولیدکنندگان چرخ های صنعتی در منطقه خلیج فارس و آسیای میانه تبدیل گردیده است

چرخ پارس، با اتکاء به نیروهای متخصص و توانمند، و بهره گیری از پیشرفته ترین ماشین آلات و فناوری های روز دنیا، قادر است بیش از ۱۰۰۰ نوع چرخ صنعتی را در انواع کاربردها و صنایع مختلف طراحی و تولید نماید. همچنین این مجموعه با برقراری روابط تجاری مستحکم و موفق با کشورهای نظیر عمان و ترکیه، دامنه همکاری های بین المللی خود را گسترش داده و نقشی چشمگیر در بازارهای منطقه ای ایفا می نماید. در سال ۱۳۹۶، این مجموعه با گشایش خط تولید ساچمه های فولادی، نه تنها وابستگی به واردات این محصول اساسی را به کلی از میان برد، بلکه توانست بخش عمده ای از نیاز بازار داخلی را تأمین کرده و از خروج بی رویه ارز از کشور جلوگیری نماید.





چرخهایی با بیش از ۵۰۰۰ تفاوت جزئی ظریف

برخی مسائل تنها برای افراد صاحب سلیقه و کسانی که ذوق خاصی دارند، از اهمیت ویژه‌ای برخوردار است. انتخاب چرخ‌های مناسب ممکن است به ظاهر موضوعی ساده به نظر برسد، اما در حقیقت، این یک فرآیند بسیار دقیق و حساس است که در آن عملکرد و کارایی در کانون توجه قرار دارد. استفاده از مواد مختلف، سطوح متنوع یاتاقان‌ها و تنوع در اندازه‌های چرخ | طراحی‌های خاص و منحصر به فرد گرفته تا چرخ‌های پلاستیکی برای تخت‌های بیمارستان، چرخ‌های سنگین‌وزنی که قادر به حمل بارهایی بیش از ۱۱ تن هستند.

در راستای نوآوری و به‌روزرسانی محصولات، ما همواره در حال معرفی محصولات جدیدی هستیم که به‌طور خاص به نیازهای روز بازار پاسخ می‌دهند. این محصولات جدید شامل چرخ‌های پیشرفته‌تر با کارایی و دوام بالاتر، چرخ‌های با قابلیت تطبیق بهتر با انواع سطوح مختلف و چرخ‌های تخصصی برای صنایعی چون خودروسازی، تجهیزات پزشکی و فناوری‌های نوین هستند. هر کدام از این محصولات به‌طور دقیق بر اساس نیازهای ویژه بازار و مشتریان طراحی و تولید می‌شوند.

اگر احساس می‌کنید چرخ مورد نیاز شما ویژگی‌های خاصی دارد که نمی‌توان آن را در محصولات موجود یافت، با ما تماس بگیرید. ما با کمال میل آماده‌ایم طراحی چرخ‌های سفارشی متناسب با نیاز شما را انجام دهیم. ما به شما محصولی ممتاز و کاملاً متناسب با سلیقه و نیازهای خاص شما ارائه خواهیم داد. ما همواره آماده‌ایم بهترین و دقیق‌ترین راهکارها را به شما ارائه دهیم.

ICONS

ICONS



| | | |
|------------------------------|---|-------------------------------|
| قطر چرخ |  | Diameter wheel |
| پهنای چرخ |  | Wheel width |
| ارتفاع کلی |  | Total height Plate size |
| ابعاد کلی صفحه |  | Plate Size |
| فاصله آکس تا آکس اتصال |  | Bolt hole spacing |
| طول نافی |  | Hub length |
| سایز پیچ / آکن |  | Bolt Size |
| تحمّل وزن |  | Load capacity |

CONNECTIONS

CONNECTIONS



Fix
ثابت



Swivel Top Plate
کفی گردان



TOP Plate Swivel with brake
کفی ترمزدار



Swivel threaded pin
پیچی گردان



Swivel with brake threaded pin
پیچی ترمزدار



Bolt with circle
پیم



Plug pin
پیمی گردان



Swivel with brake plug pin
پیمی ترمزدار



Central brake
ترمز مرکز



Bushen
بوشنی



Hole
آکن خور



Scaffolding stem
داربست



INSTRUCTIONS

INSTRUCTIONS

Things that cause wheel failure



Please dont over use of the maximum load ,overloaded use will cause the cause of the accident

لطفا بیش از حد وزن اضافه نکنید وزن بالا باعث خرابی میشود



Please do not use in large difference of height or uneven ground to walk

لطفا در زمین ناهموار و یا ارتفاع زیاد استفاده نشود



Please do not last for long time use in a triler or traction operation

لطفا برای زمان طولانی با اتومبیل تکشید



Please do not in acid , alkali salt , oil , water and other special environment

لطفا در محیط های خاص اسیدی قلیایی، روغن، آب و ... استفاده نکنید



Please do not use in special places where the humidity and temperature extremes (e.g , steam room , cold storge and other special circumstances)

لطفا در موارد خاص (اتاق بخار، سردخانه و...) که رطوبت و افتراط در دما و شرایط خاص است استفاده نشود



Please dont stop on the sloping ground

لطفا روی سطح شیبدار با ترمز توقف نکنید



Please dont in the condition of braking force transfer

لطفا با ترمز بسته حرکت نکنید



Please dont use hammer force and brake pads , proper force to press the on part of the brake pads , loosen brake

لطفاً برای باز کردن ترمز چرخ از نیروی با استفاده کنید



Fixed caster intelligent walk straight , not arbitrary rotation please dont force the walk

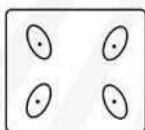
ضربه برای چرخش چرخ باعث خرابی میشود



Installing a caster use a wrench to tighten the screws to no gap position

برای نصب چرخ از آچار استفاده کنید

caster installation



versatile design maximum maneuverability observable line

طراحی همه کاره، امکان نصب چهار پیچ

caster bearing



Ball bearing

بلبرینگ




Double ball bearing

دو بلبرینگ



Plain bearing

بوش



 **PARS**
CASTER
VALIZADEH INDUSTRIAL GROUP

Heavy Industrial Casters

PARS
VALIZADEH INDUSTRIAL GROUP
CASTER


Series: PLF - PLS - PL
Heavy industrial rubber casters

 150 - 500 kg




Brackets: PLF/PLS series
fix & swivel top plate with
double ball bearing
the base material of the bracket
is cast iron

Wheels: PL series
Wheel with double ball bearing
Wheel cover is rubber
the base material of the wheel
rim is cast iron

| Fixed Caster | | Swivel Caster | |  mm |  mm |  mm |  mm |  mm |  Kg |
|---------------|--------|---------------|--------|---|---|--|---|---|---|
| Ref.No. | Code | Ref.No. | Code | Wheel | Wheel Width | Total Height | Plate Size | Bolt Hole Spacing | load capacity |
| 0301020101001 | PLF100 | 0301020101006 | PLS100 | 100 | 42 | 142 | 146x115 | 115x80 | 150 |
| 0301020101002 | PLF130 | 0301020101007 | PLS130 | 130 | 35 | 173 | 146x115 | 115x86 | 200 |
| 0301020101003 | PLF160 | 0301020101008 | PLS160 | 160 | 40 | 197 | 165x124 | 126x90 | 300 |
| 0301020101004 | PLF200 | 0301020101009 | PLS200 | 200 | 40 | 236 | 172x130 | 125x100 | 400 |
| 0301020101005 | PLF250 | 0301020101010 | PLS250 | 250 | 40 | 287 | 175x148 | 137x102 | 500 |

Accessories: PL series
Wheel with double ball bearing
Wheel cover is rubber
the base material of the wheel
rim is cast iron

| Wheels | |  mm |  mm |  mm |  mm |  Kg |
|---------------|-------|--|--|---|--|--|
| Ref.No. | Code | Wheel | Wheel Width | Axle bore | Hub length | load capacity |
| 0301020101011 | PL100 | 100 | 42 | 15 | 43 | 150 |
| 0301020101012 | PL130 | 130 | 35 | 20 | 35 | 200 |
| 0301020101013 | PL160 | 160 | 40 | 20 | 38 | 300 |
| 0301020101014 | PL200 | 200 | 40 | 20 | 40 | 400 |
| 0301020101015 | PL250 | 250 | 40 | 20 | 43 | 500 |





Series: PRF - PRS - PR

Heavy industrial cast iron casters

150 - 400 kg



Brackets: PRF/PRS series
fix & swivel top plate with
double ball bearing
the base material of the bracket
is cast iron

Wheels: PR series
Wheel with double ball bearing
Wheel cover is cast iron
the base material of the wheel
rim is cast iron

| Fixed Caster | | Swivel Caster | |  mm |  mm |  mm |  mm |  mm |  Kg |
|---------------|--------|---------------|--------|---|---|--|---|---|---|
| Ref.No. | Code | Ref.No. | Code | Wheel | Wheel Width | Total Height | Plate Size | Bolt Hole Spacing | load capacity |
| 0301020102001 | PRF100 | 0301020102006 | PRS100 | 100 | 40 | 140 | 146x115 | 115x80 | 150 |
| 0301020102002 | PRF130 | 0301020102007 | PRS130 | 130 | 35 | 165 | 146x115 | 115x86 | 200 |
| 0301020102003 | PRF160 | 0301020102008 | PRS160 | 160 | 35 | 190 | 165x124 | 126x90 | 300 |
| 0301020102004 | PRF200 | 0301020102009 | PRS200 | 200 | 38 | 238 | 172x130 | 125x100 | 400 |

Accessories: PR series
Wheel with double ball bearing
Wheel cover is cast iron
the base material of the wheel
rim is cast iron



| Wheels | |  mm |  mm |  mm |  mm |  Kg |
|---------------|-------|--|--|---|--|--|
| Ref.No. | Code | Wheel | Wheel Width | Axle bore | Hub length | load capacity |
| 0301020102010 | PR100 | 100 | 40 | 15 | 43 | 150 |
| 0301020102011 | PR130 | 130 | 35 | 20 | 35 | 200 |
| 0301020102012 | PR160 | 160 | 35 | 20 | 38 | 300 |
| 0301020102013 | PR200 | 200 | 38 | 20 | 40 | 400 |

Series: PTF - PTS - PT







Heavy industrial PTFE casters

 150 - 500 kg



Brackets: PTF/PTS series
fix & swivel top plate with
double ball bearing
the base material of the bracket
is cast iron






Wheels: PT series
Wheel with double ball bearing
Wheel cover is PTFE
the base material of the wheel rim
is PTFE

| Fixed Caster | | Swivel Caster | |  mm |  mm |  mm |  mm |  mm |  Kg |
|---------------|---------------|---------------|---------------|---|---|--|---|---|---|
| Ref.No. | Code | Ref.No. | Code | Wheel | Wheel Width | Total Height | Plate Size | Bolt Hole Spacing | load capacity |
| 0301020103001 | PTF100 | 0301020103006 | PTS100 | 100 | 42 | 140 | 146x115 | 115x80 | 150 |
| 0301020103002 | PTF130 | 0301020103007 | PTS130 | 130 | 35 | 165 | 146x115 | 115x86 | 200 |
| 0301020103003 | PTF160 | 0301020103008 | PTS160 | 160 | 37 | 190 | 165x124 | 126x90 | 300 |
| 0301020103004 | PTF200 | 0301020103009 | PTS200 | 200 | 38 | 238 | 172x130 | 125x100 | 400 |
| 0301020103005 | PTF250 | 0301020103010 | PTS250 | 250 | 40 | 287 | 175x148 | 137x102 | 500 |

Accessories: PT series
Wheel with double ball bearing
Wheel cover is PTFE
the base material of the wheel
rim is PTFE



Wheels

| Ref.No. | Code |  mm |  mm |  mm |  mm |  Kg |
|---------------|--------------|--|--|---|--|--|
| Ref.No. | Code | Wheel | Wheel Width | Axle bore | Hub length | load capacity |
| 0301020103011 | PT100 | 100 | 42 | 15 | 43 | 150 |
| 0301020103012 | PT130 | 130 | 35 | 20 | 35 | 200 |
| 0301020103013 | PT160 | 160 | 37 | 20 | 38 | 300 |
| 0301020103014 | PT200 | 200 | 38 | 20 | 40 | 400 |
| 0301020103015 | PT250 | 250 | 40 | 20 | 43 | 500 |









Series: POF - POS - PO
Heavy industrial PU casters

180 - 550 kg



Brackets: POF/POS series
fix & swivel top plate with
double ball bearing
the base material of the bracket
is cast iron





Wheels: PO series
Wheel with double ball bearing
Wheel cover is PU
the base material of the wheel
rim is cast iron

| Fixed Caster | | Swivel Caster | |  mm |  mm |  mm |  mm |  mm |  Kg |
|---------------|--------|---------------|--------|---|---|--|---|---|---|
| Ref.No. | Code | Ref.No. | Code | Wheel | Wheel Width | Total Height | Plate Size | Bolt Hole Spacing | load capacity |
| 0301020104001 | POF100 | 0301020104006 | POS100 | 100 | 40 | 140 | 146x115 | 115x80 | 180 |
| 0301020104002 | POF130 | 0301020104007 | POS130 | 130 | 33 | 165 | 146x115 | 115x86 | 220 |
| 0301020104003 | POF160 | 0301020104008 | POS160 | 160 | 35 | 190 | 165x124 | 126x90 | 320 |
| 0301020104004 | POF200 | 0301020104009 | POS200 | 200 | 37 | 238 | 172x130 | 125x100 | 450 |
| 0301020104005 | POF250 | 0301020104010 | POS250 | 250 | 40 | 287 | 175x148 | 137x102 | 550 |

Accessories: PO series
Wheel with double ball bearing
Wheel cover is PU
the base material of the wheel
rim is cast iron



Wheels

| Ref.No. | Code |  mm |  mm |  mm |  mm |  Kg |
|---------------|-------|--|--|---|--|--|
| Ref.No. | Code | Wheel | Wheel Width | Axle bore | Hub length | load capacity |
| 0301020104011 | PO100 | 100 | 40 | 15 | 43 | 180 |
| 0301020104012 | PO130 | 130 | 33 | 20 | 35 | 220 |
| 0301020104013 | PO160 | 160 | 35 | 20 | 38 | 320 |
| 0301020104014 | PO200 | 200 | 37 | 20 | 40 | 450 |
| 0301020104015 | PO250 | 250 | 40 | 20 | 43 | 550 |

Series: RBF/RBS /RB
Heavy industrial cast iron casters

120 - 150 kg



Brackets: RBF/RBS series
fix & swivel top plate with
double ball bearing
the base material of the bracket
is cast iron

Wheels: RB series
Wheel with double ball bearing
Wheel cover is cast iron
the base material of the wheel rim
is cast iron

| Fixed Caster | | Swivel Caster | |  mm |  mm |  mm |  mm |  mm |  Kg |
|---------------|--------|---------------|--------|---|---|--|---|---|---|
| Ref.No. | Code | Ref.No. | Code | Wheel | Wheel Width | Total Height | Plate Size | Bolt Hole Spacing | load capacity |
| 0301020302004 | RBF100 | 0301020302009 | RBS100 | 100 | 25 | 135 | 116x114 | 80x80 | 120 |
| 0301020302005 | RBF125 | 0301020302010 | RBS125 | 125 | 25 | 155 | 116x114 | 80x80 | 150 |

Accessories: RB series
double ball bearing
Wheel cover is cast iron
the base material of the wheel rim
is cast iron



Wheels

| Ref.No. | Code |  mm |  mm |  mm |  mm |  Kg |
|---------------|-------|--|--|--|--|--|
| Ref.No. | Code | Wheel | Wheel Width | Axle bore | Hub length | load capacity |
| 0301020302016 | RB100 | 100 | 25 | 12 | 28 | 120 |
| 0301020302017 | RB125 | 125 | 25 | 12 | 28 | 150 |



Series: RF/RS/JR

Heavy industrial cast iron casters

60 - 120 kg



Brackets: RF/RS series
fix & swivel top plate with Plain bearing
the base material of the bracket is cast iron

Wheels: R series
Wheel with Plain bearing
Wheel cover is cast iron
the base material of the wheel rim is cast iron

| Fixed Caster | | Swivel Caster | |  mm |  mm |  mm |  mm |  mm |  Kg |
|---------------|-------|---------------|-------|---|---|--|---|---|---|
| Ref.No. | Code | Ref.No. | Code | Wheel | Wheel Width | Total Height | Plate Size | Bolt Hole Spacing | load capacity |
| 0301020302001 | RF50 | 0301020302006 | RS50 | 50 | 20 | 80 | 80x80 | 50x50 | 80 |
| 0301020302002 | RF75 | 0301020302007 | RS75 | 75 | 20 | 105 | 90x90 | 60x60 | 100 |
| 0301020302003 | RF100 | 0301020302008 | RS100 | 100 | 25 | 135 | 116x114 | 80x80 | 120 |



Brackets: JR series
Swivel threaded with Plain bearing
the base material of the bracket is cast iron

Wheels: R series
Wheel with Plain bearing
Wheel cover is cast iron
the base material of the wheel rim is cast iron

| Swivel bushen Caster | |  mm |  mm |  mm |  mm |  Kg |
|----------------------|------|--|--|---|--|--|
| Ref.No. | Code | Wheel | Wheel Width | Total Height | Bolt Size | load capacity |
| 0301020302011 | JR50 | 50 | 20 | 90 | M12 | 60 |
| 0301020302012 | JR75 | 75 | 20 | 110 | M12 | 80 |



Series: R
Heavy industrial pp caste

 80 - 120 kg

Accessories: R series
Wheel with Plain bearing
Wheel cover is cast iron
the base material of the wheel
rim is cast iron



Wheels



| Ref.No. | Code | Wheel | Wheel Width | Axel bore | Hub length | load capacity |
|---------------|-------------|-------|-------------|-----------|------------|---------------|
| 0301020302013 | R50 | 50 | 20 | 8 | 24 | 80 |
| 0301020302014 | R75 | 75 | 20 | 10 | 23 | 100 |
| 0301020302015 | R100 | 100 | 24 | 12 | 29 | 120 |



Series: TF - TS - BTS

Heavy industrial ABS casters

50 - 80 kg



Brackets: TF/TS series
fix & swivel top plate with Plain bearing
the base material of the bracket is cast iron

Wheels: T series
Wheel with Plain bearing
Wheel cover is ABS
the base material of the wheel rim is ABS

| Fixed Caster | | Swivel Caster | |  mm |  mm |  mm |  mm |  mm |  Kg |
|---------------|------|---------------|------|---|---|--|---|---|---|
| Ref.No. | Code | Ref.No. | Code | Wheel | Wheel Width | Total Height | Plate Size | Bolt Hole Spacing | load capacity |
| 0301020303001 | TF50 | 0301020303003 | TS50 | 50 | 20 | 80 | 80x80 | 50x50 | 50 |
| 0301020303002 | TF75 | 0301020303004 | TS75 | 75 | 20 | 105 | 90x90 | 60x60 | 80 |



Brackets: BTS series
Swivel bushen plain bearing
the base material of the bracket is cast iron

Wheels: T series
Wheel with Plain bearing
Wheel cover is ABS
the base material of the wheel rim is ABS

| Swivel bushen Caster | |  mm |  mm |  mm |  mm |  Kg |
|----------------------|-------|--|--|---|--|--|
| Ref.No. | Code | Wheel | Wheel Width | Total Height | Bolt Size | load capacity |
| 0301020303005 | BTS50 | 50 | 20 | 85 | 37 | 50 |
| 0301020303006 | BTS75 | 75 | 20 | 110 | 46 | 80 |



Heavy Industrial Casters

Heavy Industrial
Casters

Series: PF / PS / PF-L2 / PS-L2

Heavy industrial rubber casters

500 - 1250 kg



Brackets: PF/PS series
fix & swivel top plate with
double ball bearing
the base material of the bracket
is iron

Wheels: P series
Wheel with double ball bearing
Wheel cover is rubber
the base material of the wheel
rim is cast iron

| Fixed Caster | | Swivel Caster | |  mm |  mm |  mm |  mm |  mm |  Kg |
|---------------|-------|---------------|-------|---|---|--|---|---|---|
| Ref.No. | Code | Ref.No. | Code | Wheel | Wheel Width | Total Height | Plate Size | Bolt Hole Spacing | load capacity |
| 0301030401001 | PF200 | 0301030401005 | PS200 | 200 | 58 | 243 | 170x150 | 135x110 | 500 |
| 0301030401002 | PF250 | 0301030401006 | PS250 | 250 | 68 | 295 | 170x150 | 135x110 | 1000 |
| 0301030401004 | PF300 | 0301030401008 | PS300 | 300 | 72 | 376 | 180x160 | 145x125 | 1250 |



Brackets: PF-L2/PS-L2 series
fix & swivel top plate with
double ball bearing
the base material of the
bracket is iron

Wheels: P-L2 series
Wheel with double ball bearing
Wheel cover is rubber
the base material of the wheel
rim is cast iron

| Fixed Caster | | Swivel Caster | |  mm |  mm |  mm |  mm |  mm |  Kg |
|---------------|----------|---------------|----------|--|--|---|--|--|--|
| Ref.No. | Code | Ref.No. | Code | Wheel | Wheel Width | Total Height | Plate Size | Bolt Hole Spacing | load capacity |
| 0301030401003 | PF250-L2 | 0301030401007 | PS250-L2 | 250 | 55 | 300 | 170x150 | 135x110 | 800 |



Series: P / P-L2

Heavy industrial rubber casters

 500- 1250 kg

Accessories: P series
Wheel with double ball bearing
Wheel cover is rubber
the base material of the wheel rim
is cast iron



Wheels

| Ref.No. | Code | Wheel mm | Wheel Width mm | Axel bore mm | Hub length mm | load capacity Kg |
|---------------|------------------|-------------|-------------------|-----------------|------------------|---------------------|
| 0301030401009 | P200 | 200 | 57 | 25 | 65 | 500 |
| 0301030401011 | P250-SH30 | 250 | 67 | 30 | 70 | 1000 |
| 0301030401013 | P300-SH30 | 300 | 70 | 30 | 70 | 1250 |

Accessories: P-L2 series
Wheel with double ball bearing
Wheel cover is rubber
the base material of the wheel rim
is cast iron



Wheels

| Ref.No. | Code | Wheel mm | Wheel Width mm | Axel bore mm | Hub length mm | load capacity Kg |
|---------------|----------------|-------------|-------------------|-----------------|------------------|---------------------|
| 0301030401012 | P-L2250 | 250 | 55 | 25 | 65 | 800 |



Series: PUF / PUS / PU
Heavy industrial pu casters

500 - 1000 kg



Brackets: PUF/PUS series
fix & swivel top plate with
double ball bearing
the base material of the bracket
is iron

Wheels: PU series
Wheel with double ball bearing
Wheel cover is PU
the base material of the wheel rim
is cast iron

| Fixed Caster | | Swivel Caster | |  mm |  mm |  mm |  mm |  mm |  Kg |
|---------------|--------|---------------|--------|---|---|--|---|---|---|
| Ref.No. | Code | Ref.No. | Code | Wheel | Wheel Width | Total Height | Plate Size | Bolt Hole Spacing | load capacity |
| 0301030403002 | PUF200 | 0301030403005 | PUS200 | 200 | 60 | 243 | 170x150 | 135x110 | 500 |
| 0301030403003 | PUF250 | 0301030403006 | PUS250 | 250 | 60 | 295 | 170x150 | 135x110 | 1000 |

Accessories: PU series
Wheel with double ball bearing
Wheel cover is PU
the base material of the wheel rim
is cast iron




Wheels

| Ref.No. | Code |  mm |  mm |  mm |  mm |  Kg |
|---------------|-------|--|--|--|--|--|
| Ref.No. | Code | Wheel | Wheel Width | Axel bore | Hub length | load capacity |
| 0301030403007 | PU200 | 200 | 60 | 25 | 65 | 500 |
| 0301030403008 | PU250 | 250 | 60 | 30 | 65 | 1000 |

Series: PARF / PARS / PAR

Heavy industrial cast iron casters

500- 1250 kg




Brackets: PARF/PARS series
fix & swivel top plate with
double ball bearing
the base material of the bracket
is iron

Wheels: PAR series
Wheel with double ball bearing
Wheel cover is cast iron
the base material of the wheel
rim is cast iron

| Fixed Caster | | Swivel Caster | |  mm |  mm |  mm |  mm |  mm |  Kg |
|---------------|---------|---------------|---------|---|---|--|---|---|---|
| Ref.No. | Code | Ref.No. | Code | Wheel | Wheel Width | Total Height | Plate Size | Bolt Hole Spacing | load capacity |
| 0301030402001 | PARF200 | 0301030402003 | PARS200 | 200 | 60 | 243 | 170x150 | 135x110 | 500 |
| 0301030402002 | PARF300 | 0301030402004 | PARS300 | 300 | 55 | 376 | 180x160 | 145x125 | 1250 |

Accessories: PAR series
Wheel with double ball bearing
Wheel cover is cast iron
the base material of the wheel
rim is cast iron



| Wheels | |  mm |  mm |  mm |  mm |  Kg |
|---------------|--------|--|--|--|--|--|
| Ref.No. | Code | Wheel | Wheel Width | Axle bore | Hub length | load capacity |
| 0301030402005 | PAR200 | 200 | 60 | 25 | 65 | 500 |
| 0301030402006 | PAR300 | 300 | 55 | 30 | 70 | 1250 |



Series: PF - Tube/PS - Tubbe / P Tube

Heavy industrial tubeless -rubber casters

300 kg



Brackets: PF-TUBE/PS-TUBE series
fix & swivel top plate with double
ball bearing
the base material of the bracket is
iron

Wheels: P-TUBE series
Wheel with double ball bearing
Wheel cover is tubeless-rubber
the base material of the wheel rim
is cast iron

Fixed Caster

Swivel Caster



| Ref.No. | Code | Ref.No. | Code | Wheel mm | Wheel Width mm | Total Height mm | Plate Size mm | Bolt Hole Spacing mm | load capacity Kg |
|---------------|------------|---------------|------------|-------------|-------------------|--------------------|------------------|-------------------------|---------------------|
| 0301030404001 | PF-TUBE350 | 0301030404002 | PS-TUBE350 | 350 | 80 | 435 | 180x160 | 145x125 | 300 |

Accessories: P-TUBE series
Wheel with double ball bearing
Wheel cover is tubeless-rubber
the base material of the wheel
rim is cast iron

Wheels



| Ref.No. | Code | Wheel mm | Wheel Width mm | Axel bore mm | Hub length mm | load capacity Kg |
|---------------|-----------|-------------|-------------------|-----------------|------------------|---------------------|
| 0301030404003 | P-TUBE350 | 350 | 80 | 25 | 80 | 300 |



Heavy industrial cast iron casters



Series: PDDS/PDDB/PDUS/PDUB

Heavy industrial scaffolding casters

700 - 900 kg



Brackets: PDDS/PDDB series
Swivel & Swivel with brake scaffolding
with double ball bearing
the base material of the bracket is iron

Wheels: D series
Wheel with double ball bearing
Wheel cover is rubber
the base material of the wheel
rim is die cast

| Swivel Caster | | Swivel whit brake Caster | |  mm |  mm |  mm |  mm |  Kg |
|---------------|---------|--------------------------|---------|---|---|--|---|---|
| Ref.No. | Code | Ref.No. | Code | Wheel | Wheel Width | Total Height | Bolt Size | load capacity |
| 0301031101001 | PDDS200 | 0301031101002 | PDDB200 | 200 | 50 | 250 | 52 | 700 |



Brackets: PDUS/PDUB series
Swivel & Swivel with brake scaffolding
with double ball bearing
the base material of the bracket is iron

Wheels: CPU series
Wheel with double ball bearing
Wheel cover is pu
the base material of the wheel
rim is cast iron

| Swivel Caster | | Swivel whit brake Caster | |  mm |  mm |  mm |  mm |  Kg |
|---------------|---------|--------------------------|---------|--|--|---|--|--|
| Ref.No. | Code | Ref.No. | Code | Wheel | Wheel Width | Total Height | Bolt Size | load capacity |
| 0301031102001 | PDUS200 | 0301031102002 | PDUB200 | 200 | 50 | 250 | 52 | 900 |



VALIZADEH INDUSTRIAL GROUP

A close-up photograph of industrial machinery. A large, curved red component, possibly a part of a wheel or a housing, dominates the upper right portion of the frame. Below it, a black gear with several teeth is visible. The background is dark, making the red and black components stand out.

Heavy Industrial Casters

A close-up photograph of a metal castor wheel. The wheel is made of polished metal and is mounted on a black rubber tire. It is positioned on a pile of light-colored wood chips or mulch. The background is dark, highlighting the metallic sheen of the castor.

Heavy Industrial
Casters

Series: CPUF / CPUS / CPUB
Heavy-duty industrial pu casters

150- 480 kg



Brackets: CPUF series
the base material of the bracket is iron

Wheels: CPU series
Wheel with double ball bearing
Wheel cover is pu
the base material of the wheel rim is cast iron

Fixed Caster



| Ref.No. | Code | Wheel | Wheel Width | Total Height | Plate Size | Bolt Hole Spacing | load capacity |
|---------------|---------|-------|-------------|--------------|------------|-------------------|---------------|
| 0301030601001 | CPUF75 | 75 | 33 | 105 | 95x65 | 75x45 | 150 |
| 0301030601002 | CPUF100 | 100 | 50 | 140 | 115x100 | 85x75 | 270 |
| 0301030601003 | CPUF125 | 125 | 50 | 165 | 115x100 | 85x75 | 320 |
| 0301030601004 | CPUF150 | 150 | 50 | 195 | 115x100 | 85x75 | 430 |
| 0301030601005 | CPUF200 | 200 | 50 | 240 | 115x100 | 85x75 | 480 |



Brackets: CPUS/CPUB series
Swivel with brake top plat with double ball bearing
the base material of the bracket is iron

Wheels: CPU series
Wheel with double ball bearing
Wheel cover is pu
the base material of the wheel rim is cast iron

Swivel Caster

Swivel with brake Caster



| Ref.No. | Code | Ref.No. | Code | Wheel | Wheel Width | Total Height | Plate Size | Bolt Hole Spacing | load capacity |
|---------------|---------|---------------|---------|-------|-------------|--------------|------------|-------------------|---------------|
| 0301030601006 | CPUS75 | 0301030601011 | CPUB75 | 75 | 33 | 105 | 95x65 | 75x45 | 150 |
| 0301030601007 | CPUS100 | 0301030601012 | CPUB100 | 100 | 50 | 140 | 115x100 | 85x75 | 270 |
| 0301030601008 | CPUS125 | 0301030601013 | CPUB125 | 125 | 50 | 165 | 115x100 | 85x75 | 320 |
| 0301030601009 | CPUS150 | 0301030601014 | CPUB150 | 150 | 50 | 195 | 115x100 | 85x75 | 430 |
| 0301030601010 | CPUS200 | 0301030601015 | CPUB200 | 200 | 50 | 240 | 115x100 | 85x75 | 480 |

Series: CPUF / CPUS / CPUB
Heavy-duty industrial pu casters

150 kg



Brackets: CPUF series
the base material of the bracket is iron

Wheels: CPU series
Wheel with double ball bearing
Wheel cover is pu
the base material of the wheel rim is cast iron

Fixed Caster



Ref.No.

Code

Wheel

Wheel Width

Total Height

Plate Size

Bolt Hole Spacing

load capacity

0301030310001

CPUF1-75

75

33

105

95x65

75x45

150



Brackets: CPUS/CPUB series
Swivel with brake top plat with double ball bearing
the base material of the bracket is iron

Wheels: CPU series
Wheel with double ball bearing
Wheel cover is pu
the base material of the wheel rim is cast iron

Swivel Caster

Swivel with brake Caster



Ref.No.

Code

Ref.No.

Code

Wheel

Wheel Width

Total Height

Plate Size

Bolt Hole Spacing

load capacity

0301030310002

CPUS1-75

0301030310003

CPUB1-75

75

33

105

95x65

75x45

150





Series: CPU/DPU
Heavy-duty industrial pu wheels

150- 650 kg

Accessories: CPU series
Wheel with double ball bearing
Wheel cover is pu
the base material of the wheel rim
is cast iron

Wheels



| Ref.No. | Code | Wheel mm | Wheel Width mm | Axle bore mm | Hub length mm | load capacity Kg |
|---------------|---------------|-------------|-------------------|-----------------|------------------|---------------------|
| 0301030601016 | CPU75 | 75 | 33 | 12 | 35 | 150 |
| 0301030601017 | CPU100 | 100 | 50 | 15 | 56 | 270 |
| 0301030601018 | CPU125 | 125 | 50 | 15 | 56 | 320 |
| 0301030601019 | CPU150 | 150 | 50 | 20 | 52 | 430 |
| 0301050301008 | DPU200 | 200 | 50 | 20 | 57 | 650 |

Series: G2F/G2S/G2B

Heavy-duty industrial pa casters

 180- 350kg



Brackets: G2F series
the base material of
the bracket is iron

Wheels: G2 series
Wheel with double ball bearing
Wheel cover is pa
the base material of the wheel rim is pp

Fixed Caster

| Ref.No. | Code | Wheel | Wheel Width | Total Height | Plate Size | Bolt Hole Spacing | load capacity |
|---------------|---------------|-------|-------------|--------------|------------|-------------------|---------------|
| 0301030602001 | G2F100 | 100 | 50 | 140 | 115x100 | 85x75 | 180 |
| 0301030602002 | G2F125 | 125 | 50 | 165 | 115x100 | 85x75 | 220 |
| 0301030602003 | G2F150 | 150 | 50 | 195 | 115x100 | 85x75 | 280 |
| 0301030602004 | G2F200 | 200 | 50 | 240 | 115x100 | 85x75 | 350 |



Brackets: G2S/G2B series
fix / swivel top plat with double
ball bearing
the base material of the bracket
is iron

Wheels: G2 series
Wheel with double ball bearing
Wheel cover is pa
the base material of the wheel rim is pp

Swivel Caster

Swivel with brake Caster

| Ref.No. | Code | Ref.No. | Code | Wheel | Wheel Width | Total Height | Plate Size | Bolt Hole Spacing | load capacity |
|---------------|---------------|---------------|---------------|-------|-------------|--------------|------------|-------------------|---------------|
| 0301030602005 | G2S100 | 0301030602009 | G2B100 | 100 | 50 | 140 | 115x100 | 85x75 | 180 |
| 0301030602006 | G2S125 | 0301030602010 | G2B125 | 125 | 50 | 165 | 115x100 | 85x75 | 220 |
| 0301030602007 | G2S150 | 0301030602011 | G2B150 | 150 | 50 | 195 | 115x100 | 85x75 | 280 |
| 0301030602008 | G2S200 | 0301030602012 | G2B200 | 200 | 50 | 240 | 115x100 | 85x75 | 350 |

Series: G2

Heavy-duty industrial abs casters

180 - 350 kg



Wheels: G2 series
Wheel with double ball bearing
Wheel cover is pa
the base material of the wheel rim is pp



Wheels



| Ref.No. | Code | Wheel mm | Wheel Width mm | Axel bore mm | Hub length mm | load capacity Kg |
|---------------|--------|-------------|-------------------|-----------------|------------------|---------------------|
| 0301030602013 | G2-100 | 100 | 50 | 15 | 55 | 180 |
| 0301030602014 | G2-125 | 125 | 50 | 20 | 55 | 220 |
| 0301030602015 | G2-150 | 150 | 50 | 20 | 55 | 280 |
| 0301030602016 | G2-200 | 200 | 50 | 20 | 55 | 350 |

Series: CABSF/CABSS

Heavy-duty industrial abs casters

 250 - 350 kg



Brackets: CABSF/CABSS series
fix / Swivel top plat with
double ball bearing
the base material of the bracket
is iron

Wheels: ABS series
Wheel with double ball bearing
the base material of the wheel is
ABS

| Fixed Caster | | Swivel Caster | |  mm |  mm |  mm |  mm |  mm |  Kg |
|---------------|-----------------|---------------|-----------------|---|---|--|---|---|---|
| Ref.No. | Code | Ref.No. | Code | Wheel | Wheel Width | Total Height | Plate Size | Bolt Hole Spacing | load capacity |
| 0301030605001 | CABSF100 | 0301030605005 | CABSS100 | 100 | 50 | 140 | 115x100 | 85x75 | 250 |
| 0301030605002 | CABSF125 | 0301030605006 | CABSS125 | 125 | 50 | 165 | 115x100 | 85x75 | 270 |
| 0301030605003 | CABSF150 | 0301030605007 | CABSS150 | 150 | 50 | 195 | 115x100 | 85x75 | 300 |
| 0301030605004 | CABSF200 | 0301030605008 | CABSS200 | 200 | 50 | 245 | 115x100 | 85x75 | 350 |





**PARS
CASTER**
VALIZADEH INDUSTRIAL GROUP

**Heavy-duty Industrial
Hightemp Casters**



**Heavy-duty Industrial
Hightemp Casters**

Series: HIGHTEMPF/HIGHTEMPS/HIGHTEMP
Heavy-duty industrial hightemp casters

150 kg



Brackets: HIGHTEMPF/HIGHTEMPS series
fix / Swivel top plat with plain bearing
the base material of the bracket is iron

Wheels: HIGHTEMP series
Wheel with plain bearing
the base material of the wheel is
C°260 :HIGHTEMP TEMP

Fixed Caster

Swivel Caster

| Ref.No. | Code | Ref.No. | Code | Wheel mm | Wheel Width mm | Total Height mm | Plate Size mm | Bolt Hole Spacing mm | load capacity Kg |
|---------------|-----------|---------------|-----------|-------------|-------------------|--------------------|------------------|-------------------------|---------------------|
| 0301030603001 | HIGHTEMPF | 0301030603002 | HIGHTEMPS | 100 | 50 | 140 | 115x100 | 85x75 | 150 |

Accessories: HIGHTEMP series
Wheel with plain bearing
the base material of the wheel is
C°260 :HIGHTEMP TEMP

Wheels



| Ref.No. | Code | Wheel mm | Wheel Width mm | Axel bore mm | Hub length mm | load capacity Kg |
|---------------|----------|-------------|-------------------|-----------------|------------------|---------------------|
| 0301030603003 | HIGHTEMP | 100 | 50 | 15 | 57 | 150 |



Series: HIGHTEMPF/HIGHTEMPS
Heavy-duty industrial hightemp casters

130 kg



Brackets: HIGHTEMPF/HIGHTEMPS series
fix / Swivel top plat with plain bearing
the base material of the bracket is iron

Wheels: HIGHTEMP series
Wheel with plain bearing
the base material of the wheel is
C°260 :HIGHTEMP TEMP

| Fixed Caster | | Swivel Caster | |  mm |  mm |  mm |  mm |  mm |  Kg |
|---------------|---------------|---------------|---------------|---|---|--|---|---|---|
| Ref.No. | Code | Ref.No. | Code | Wheel | Wheel Width | Total Height | Plate Size | Bolt Hole Spacing | load capacity |
| 0301031606001 | HIGHTEMPF-2/5 | 0301031606002 | HIGHTEMPS-2/5 | 100 | 30 | 125 | 95x66 | 86x53 | 130 |



**PARS
CASTER**
VALIZADEH INDUSTRIAL GROUP

Heavy Industrial Casters





Series: DF /DS / DB

Medium Heavy Industrial rubber casters

80- 300 kg



Brackets: DF series
the base material of the bracket is iron

Wheels: D series
Wheel with double ball bearing
Wheel cover is rubber
the base material of the wheel rim is die cast

Fixed Caster

| Ref.No. | Code | Wheel | Wheel Width | Total Height | Plate Size | Bolt Hole Spacing | load capacity |
|---------------|-------|-------|-------------|--------------|------------|-------------------|---------------|
| 0301030202001 | DF75 | 75 | 35 | 105 | 82x82 | 60x60 | 80 |
| 0301030202002 | DF100 | 100 | 35 | 135 | 92x92 | 70x70 | 100 |
| 0301030202003 | DF125 | 125 | 35 | 155 | 92x92 | 70x70 | 150 |
| 0301030202004 | DF160 | 160 | 56 | 195 | 142x124 | 110x85 | 200 |
| 0301030202005 | DF200 | 200 | 56 | 245 | 142x124 | 110x85 | 250 |
| 0301030202006 | DF280 | 280 | 63 | 315 | 190x115 | 115x85 | 300 |



Brackets: DS / DB series
fix & swivel top plat with double ball bearing
the base material of the bracket is iron

Wheels: D series
Wheel with double ball bearing
Wheel cover is rubber
the base material of the wheel rim is die cast

Swivel Caster

Swivel with brake Caster

| Ref.No. | Code | Ref.No. | Code | Wheel | Wheel Width | Total Height | Plate Size | Bolt Hole Spacing | load capacity |
|---------------|-------|---------------|-------|-------|-------------|--------------|------------|-------------------|---------------|
| 0301030202007 | DS75 | 0301030202013 | DB75 | 75 | 35 | 105 | 83x83 | 54x54 | 80 |
| 0301030202008 | DS100 | 0301030202014 | DB100 | 100 | 35 | 135 | 92x92 | 73x73 | 100 |
| 0301030202009 | DS125 | 0301030202015 | DB125 | 125 | 35 | 155 | 92x92 | 73x73 | 150 |
| 0301030202010 | DS160 | 0301030202016 | DB160 | 160 | 56 | 195 | 143x124 | 112x89 | 200 |
| 0301030202011 | DS200 | 0301030202017 | DB200 | 200 | 56 | 245 | 143x124 | 112x89 | 250 |
| 0301030202012 | DS280 | 0301030202018 | DB280 | 280 | 63 | 315 | 164x164 | 134x131 | 300 |

Series: D
Medium Heavy Industrial rubber casters






 80 - 300 kg



Accessories: D series
Wheel with double ball bearing
Wheel cover is rubber
the base material of the wheel rim
is die cast



Wheels

| Ref.No. | Code | Wheel  mm | Wheel Width  mm | Axel bore  mm | Hub length  mm | load capacity  Kg |
|---------------|-------------|---|---|---|--|---|
| 0301030202019 | D75 | 75 | 35 | 10 | 40 | 80 |
| 0301030202020 | D100 | 100 | 35 | 12 | 40 | 100 |
| 0301030202021 | D125 | 125 | 35 | 12 | 38 | 150 |
| 0301030202022 | D160 | 160 | 56 | 20 | 55 | 200 |
| 0301030202023 | D200 | 200 | 56 | 20 | 52 | 250 |
| 0301030202024 | D280 | 280 | 63 | 20 | 57 | 300 |



Series: DLF / DLS / DLB

Medium Heavy Industrial Pvc Casters

80 - 200 kg



Brackets: DLF series
fix with double ball bearing
the base material of the bracket
is iron

Wheels: DL series
Wheel with double ball bearing
Wheel cover is PVC
the base material of the wheel rim
is PP

Fixed Caster

| Ref.No. | Code | Wheel mm | Wheel Width mm | Total Height mm | Plate Size mm | Bolt Hole Spacing mm | load capacity Kg |
|---------------|---------------|-------------|-------------------|--------------------|------------------|-------------------------|---------------------|
| 0301030201001 | DLF75 | 80 | 35 | 105 | 83x83 | 54x54 | 80 |
| 0301030201002 | DLF100 | 100 | 35 | 135 | 92x92 | 73x73 | 100 |
| 0301030201003 | DLF125 | 150 | 35 | 155 | 92x92 | 73x73 | 150 |
| 0301030201004 | DLF150 | 200 | 43 | 192 | 143x124 | 112x89 | 200 |



Brackets: DLS / DLB series
Fix with double ball bearing
the base material of the bracket
is iron

Wheels: DL series
Wheel with double ball bearing
Wheel cover is PVC
the base material of the wheel rim
is PP

Swivel Caster

Swivel with brake Caster

| Ref.No. | Code | Ref.No. | Code | Wheel mm | Wheel Width mm | Total Height mm | Plate Size mm | Bolt Hole Spacing mm | load capacity Kg |
|---------------|---------------|---------------|---------------|-------------|-------------------|--------------------|------------------|-------------------------|---------------------|
| 0301030201006 | DLS75 | 0301030201010 | DLB75 | 75 | 35 | 105 | 83x83 | 54x54 | 80 |
| 0301030201007 | DLS100 | 0301030201011 | DLB100 | 100 | 35 | 135 | 92x92 | 73x73 | 100 |
| 0301030201008 | DLS125 | 0301030201012 | DLB125 | 125 | 35 | 155 | 92x92 | 73x73 | 150 |
| 0301030201009 | DLS150 | 0301030201013 | DLB150 | 150 | 43 | 192 | 143x124 | 112x89 | 200 |





Series:DL

Medium Heavy Industrial Pvc Caster

 80 -200 kg

Accessories: DLS series
Wheel with double ball bearing
Wheel cover is PVC
the base material of the wheel
rim is PP

Wheels



| Ref.No. | Code | Wheel | Wheel Width | Axel bore | Hub length | load capacity |
|---------------|-------|-------|-------------|-----------|------------|---------------|
| 0301030201019 | DL75 | 75 | 35 | 10 | 40 | 80 |
| 0301030201020 | DL100 | 100 | 35 | 12 | 42 | 100 |
| 0301030201021 | DL125 | 125 | 35 | 12 | 42 | 150 |
| 0301030201022 | DL150 | 150 | 43 | 17 | 55 | 200 |



Series: B11AF /B11AS/B11AB/ B11A

Medium Heavy Industrial Pvc Caster

100-250 kg



Brackets: B11AF series
fix with double ball bearing
the base material of the bracket is
iron

Wheels: B11A series
Wheel with double ball bearing
Wheel cover is PVC
the base material of the wheel
rim is PP

Fixed Caster



| Ref.No. | Code | Wheel | Wheel Width | Total Height | Plate Size | Bolt Hole Spacing | load capacity |
|---------------|-----------------|-------|-------------|--------------|------------|-------------------|---------------|
| 0301030204001 | B11AF75 | 75 | 35 | 105 | 83x83 | 54x54 | 100 |
| 0301030204002 | B11AF100 | 100 | 35 | 135 | 92x92 | 73x73 | 150 |
| 0301030204003 | B11AF125 | 125 | 35 | 155 | 92x92 | 73x73 | 200 |
| 0301030204004 | B11AF150 | 150 | 43 | 192 | 143x124 | 112x89 | 250 |



Brackets: B11AS / B11AB series
swivel & Swivel with brake top
plat with double ball bearing
the base material of the bracket is
iron

Wheels: B11A series
Wheel with double ball bearing
Wheel cover is PVC
the base material of the wheel
rim is PP

Swivel Caster

Swivel with brake Caster



| Ref.No. | Code | Ref.No. | Code | Wheel | Wheel Width | Total Height | Plate Size | Bolt Hole Spacing | load capacity |
|---------------|-----------------|---------------|-----------------|-------|-------------|--------------|------------|-------------------|---------------|
| 0301030204009 | B11AS75 | 0301030204017 | B11AB75 | 75 | 35 | 105 | 83x83 | 54x54 | 100 |
| 0301030204010 | B11AS100 | 0301030204018 | B11AB100 | 100 | 35 | 135 | 92x92 | 73x73 | 150 |
| 0301030204011 | B11AS125 | 0301030204019 | B11AB125 | 125 | 35 | 155 | 92x92 | 73x73 | 200 |
| 0301030204012 | B11AS150 | 0301030204020 | B11AB150 | 150 | 43 | 192 | 143x124 | 112x89 | 250 |

Series: H1F / H1S / H1B

Medium Heavy Industrial Pvc Caster

100 - 250 kg



Brackets: H1F series
fix with double ball bearing
the base material of the bracket is
iron

Wheels: H1 series
Wheel with double ball bearing
Wheel cover is PVC
the base material of the wheel
rim is PP

Fixed Caster



| Ref.No. | Code | Wheel | Wheel Width | Total Height | Plate Size | Bolt Hole Spacing | load capacity |
|---------------|--------|-------|-------------|--------------|------------|-------------------|---------------|
| 0301030204005 | H1F75 | 75 | 35 | 105 | 83x83 | 54x54 | 100 |
| 0301030204006 | H1F100 | 100 | 35 | 135 | 92x92 | 73x73 | 150 |
| 0301030204007 | H1F125 | 125 | 35 | 155 | 92x92 | 73x73 | 200 |
| 0301030204008 | H1F150 | 150 | 43 | 192 | 143x124 | 112x89 | 250 |



Brackets: H1S / H1B series
swivel & Swivel with brake top
plat with double ball bearing
the base material of the bracket is
iron

Wheels: H1 series
Wheel with double ball bearing
Wheel cover is PVC
the base material of the wheel
rim is PP

Swivel Caster

Swivel with brake Caster



| Ref.No. | Code | Ref.No. | Code | Wheel | Wheel Width | Total Height | Plate Size | Bolt Hole Spacing | load capacity |
|---------------|--------|---------------|--------|-------|-------------|--------------|------------|-------------------|---------------|
| 0301030204013 | H1S75 | 0301030204021 | H1B75 | 75 | 35 | 105 | 83x83 | 54x54 | 100 |
| 0301030204014 | H1S100 | 0301030204022 | H1B100 | 100 | 35 | 135 | 92x92 | 73x73 | 150 |
| 0301030204015 | H1S125 | 0301030204023 | H1B125 | 125 | 35 | 155 | 92x92 | 73x73 | 200 |
| 0301030204016 | H1S150 | 0301030204024 | H1B150 | 150 | 43 | 192 | 143x124 | 112x89 | 250 |





Series: F1F / F1S / F1B
Low Gravity Industrial Caster

35 - 400 kg



Brackets: F1F / F1S series
fix & swivel & Swivel with brake
top plat with plain bearing the
base material of the bracket is iron

Wheels: F1 series
Wheel with plain bearing
the base material of the wheel PP

Fixed Caster



| Ref.No. | Code | Wheel | Wheel Width | Total Height | Plate Size | Bolt Hole Spacing | load capacity |
|---------------|-------|-------|-------------|--------------|------------|-------------------|---------------|
| 0301030203001 | F1F75 | 75 | 40 | 105 | 80x65 | 55x40 | 400 |



Brackets: F1B series
fix & swivel & Swivel with brake
top plat with plain bearing the
base material of the bracket is iron

Wheels: F1 series
Wheel with plain bearing
the base material of the wheel PP


Swivel Caster

Swivel with brake Caster



| Ref.No. | Code | Ref.No. | Code | Wheel | Wheel Width | Total Height | Plate Size | Bolt Hole Spacing | load capacity |
|---------------|-------|---------------|-------|-------|-------------|--------------|------------|-------------------|---------------|
| 0301030203002 | F1B75 | 0301030203003 | F1B75 | 75 | 40 | 105 | 82x82 | 60x60 | 400 |

PARS
VALIZADEH INDUSTRIAL GROUP
C A S T E R



Heavy Duty caster



Series:MKF/MKS
Heavy Industrial Pu Casters

500 kg



Brackets: MKF/MKS series
Fix & Swivel top plat with double ball bearing
the base material of the bracket is iron

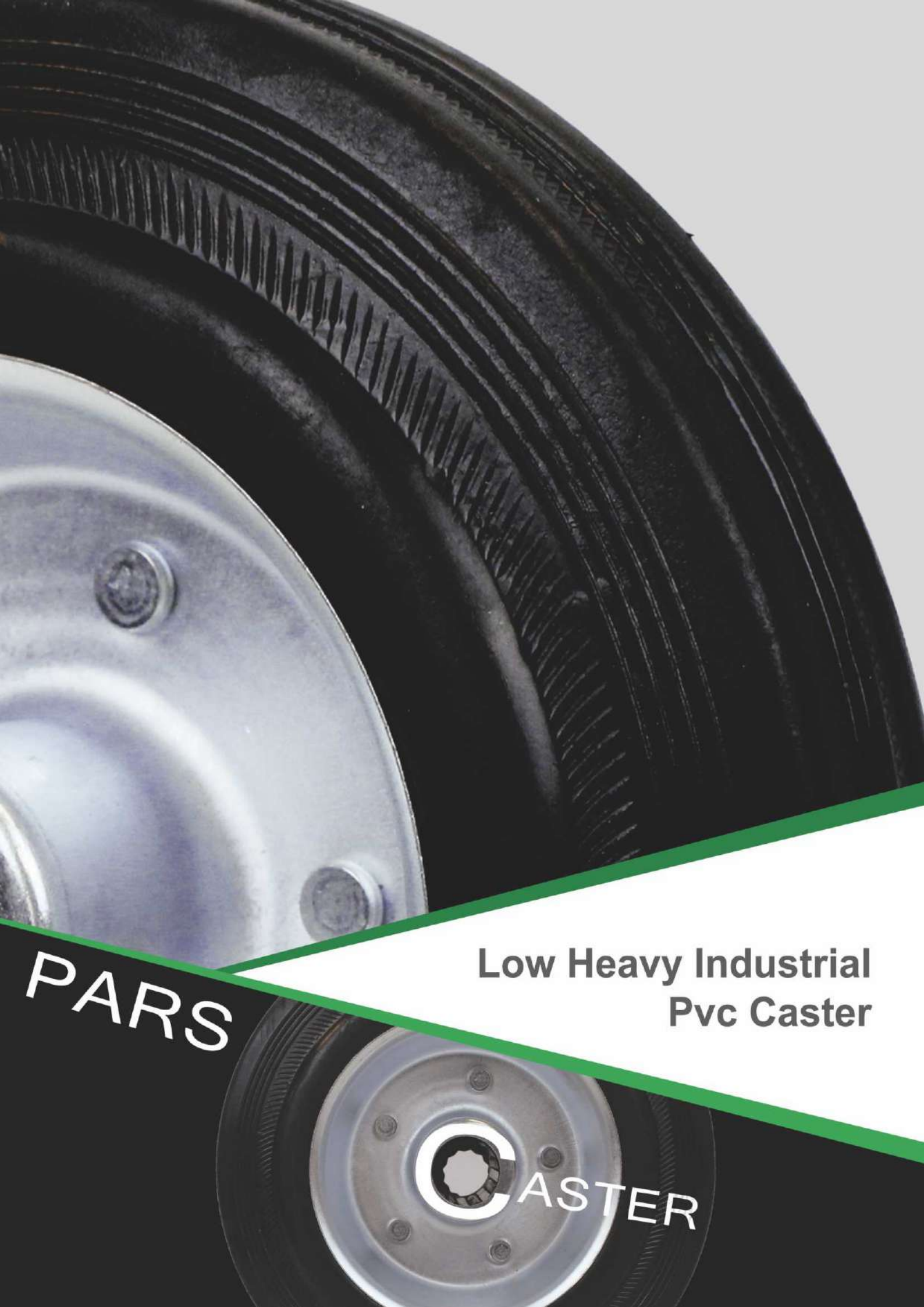
Wheels: MK series
Wheel with double ball bearing
Wheel cover is Pu
the base material of the wheel rim is cast iron

Swivel Top Plate

Swivel with brake Top Plate



| Ref.No. | Code | Ref.No. | Code | Wheel | Wheel Width | Total Height | Plate Size | Bolt Hole Spacing | load capacity |
|---------------|--------|---------------|--------|-------|-------------|--------------|------------|-------------------|---------------|
| 0301031501001 | MKF150 | 0301031501003 | MKS150 | 150 | 48 | 215 | 157x115 | 123x73 | 500 |



PARS

**Low Heavy Industrial
Pvc Caster**

CASTER

Series: 11F / 11S / 11B

Low Heavy Industrial Pvc Caster

40- 130 kg



Brackets: 11F series
fix Top Plat

Wheels: 11 series
Wheel with plain bearing
Wheel cover is RUBBER
the base material of the wheel rim
IRON

Fixed Caster

| Ref.No. | Code | Wheel | Wheel Width | Total Height | Plate Size | Bolt Hole Spacing | load capacity |
|---------------|--------|-------|-------------|--------------|------------|-------------------|---------------|
| 0301030501001 | 11F75 | 75 | 22 | 95 | 80x67 | 60x45 | 40 |
| 0301030501002 | 11F100 | 100 | 30 | 125 | 98x80 | 80x60 | 60 |
| 0301030501003 | 11F125 | 125 | 33 | 155 | 98x80 | 80x60 | 100 |
| 0301030501004 | 11F160 | 160 | 40 | 195 | 135x107 | 105x70 | 130 |



Brackets: 11S / 11B series
fix & with swivel Top Plat double
ball bearing
the base material of the bracket is
iron

Wheels: 11 series
Wheel with plain bearing
Wheel cover is RUBBER
the base material of the wheel
rim IRON

Swivel Caster

Swivel with brake Caster

| Ref.No. | Code | Ref.No. | Code | Wheel | Wheel Width | Total Height | Plate Size | Bolt Hole Spacing | load capacity |
|---------------|--------|---------------|--------|-------|-------------|--------------|------------|-------------------|---------------|
| 0301030501006 | 11S75 | 0301030501011 | 11B75 | 75 | 22 | 95 | 80x67 | 60x45 | 40 |
| 0301030501007 | 11S100 | 0301030501012 | 11B100 | 100 | 30 | 125 | 98x80 | 80x60 | 60 |
| 0301030501008 | 11S125 | 0301030501013 | 11B125 | 125 | 33 | 155 | 98x80 | 80x60 | 100 |
| 0301030501009 | 11S160 | 0301030501014 | 11B160 | 160 | 40 | 195 | 135x107 | 105x70 | 130 |



Series: 11
Low Heavy Industrial Rubber Caster

 40- 130 kg

Accessories: 11 series
Wheel with plain bearing
Wheel cover is RUBBER
the base material of the wheel
rim IRON



Wheels

| Ref.No. | Code | Wheel  mm | Wheel Width  mm | Axel bore  mm | Hub length  mm | load capacity  Kg |
|---------------|-------|---|---|---|--|---|
| 0301030501016 | 1175 | 75 | 22 | 10 | 30 | 40 |
| 0301030501017 | 11100 | 100 | 30 | 12 | 40 | 60 |
| 0301030501018 | 11125 | 125 | 33 | 12 | 40 | 100 |
| 0301030501019 | 11160 | 160 | 40 | 12 | 55 | 130 |





**Low Heavy Industrial
Pvc Caster**

PARS



ASTER

Series: NF/NS/NB

Medium Duty Industrial Pvc Casters

 80 - 125 kg



Brackets: NF series
series fix Top Plat

Wheels: N series
Wheel with double ball bearing
Wheel cover is PVC
the base material of the wheel rim
is PP

Fixed Caster

| Ref.No. | Code | Wheel mm | Wheel Width mm | Total Height mm | Plate Size mm | Bolt Hole Spacing mm | load capacity Kg |
|---------------|-------|-------------|-------------------|--------------------|------------------|-------------------------|---------------------|
| 0301030301001 | NF75 | 75 | 30 | 100 | 95x66 | 86x53 | 80 |
| 0301030301002 | NF100 | 100 | 30 | 130 | 95x66 | 86x53 | 100 |
| 0301030301003 | NF125 | 125 | 30 | 160 | 95x66 | 86x53 | 125 |



Brackets: NS/NB series
Swivel with brake top plat with
double ball bearing
the base material of the bracket is
iron

Wheels: N series
Wheel with double ball bearing
Wheel cover is PVC
the base material of the wheel rim
is PP

Swivel Caster

Swivel with brake Caster

| Ref.No. | Code | Ref.No. | Code | Wheel mm | Wheel Width mm | Total Height mm | Plate Size mm | Bolt Hole Spacing mm | load capacity Kg |
|---------------|-------|---------------|-------|-------------|-------------------|--------------------|------------------|-------------------------|---------------------|
| 0301030301004 | NS75 | 0301030301007 | NB75 | 75 | 30 | 100 | 95x66 | 86x53 | 80 |
| 0301030301005 | NS100 | 0301030301008 | NB100 | 100 | 30 | 130 | 95x66 | 86x53 | 100 |
| 0301030301006 | NS125 | 0301030301009 | NB125 | 125 | 30 | 160 | 95x66 | 86x53 | 125 |



Series: NMS/NMB/N

Heavy industrial cast iron castes

80 - 125 kg



Brackets: NMS/NMB series
swivel / Swivel with brake threaded
with double ball bearing
the base material of the bracket is
iron

Wheels: N series
Wheel with double ball bearing
Wheel cover is PVC
the base material of the wheel
rim is PP

Swivel threaded pin

Swivel with brake threaded pin



| Ref.No. | Code | Ref.No. | Code | Wheel | Wheel Width | Total Height | Bolt Size | load capacity |
|---------------|--------|---------------|--------|-------|-------------|--------------|-----------|---------------|
| 0301030301010 | NMS75 | 0301030301013 | NMB75 | 75 | 30 | 100 | M12 | 80 |
| 0301030301011 | NMS100 | 0301030301014 | NMB100 | 100 | 30 | 130 | M12 | 100 |
| 0301030301012 | NMS125 | 0301030301015 | NMB125 | 125 | 30 | 160 | M12 | 125 |

Accessories: N series
Wheel with double ball bearing
Wheel cover is PVC
the base material of the wheel

Wheels



| Ref.No. | Code | Wheel | Wheel Width | Axle bore | Hub length | load capacity |
|---------------|------|-------|-------------|-----------|------------|---------------|
| 0301030301018 | N75 | 75 | 30 | 12 | 30 | 80 |
| 0301030301019 | N100 | 100 | 30 | 12 | 30 | 100 |
| 0301030301020 | N125 | 125 | 30 | 12 | 30 | 125 |



Series: SUF/SUS/SUB

Medium Duty Industrial Pvc Casters

80- 125 kg

Brackets: SUF series
Swivel with brake top plat with double ball bearing
the base material of the bracket is iron







Wheels: SU series
Wheel with double ball bearing
Wheel cover is PVC
the base material of the wheel rim is PP

| Fixed Caster | |  mm |  mm |  mm |  mm |  mm |  Kg |
|---------------|--------|---|---|--|---|---|---|
| Ref.No. | Code | Wheel | Wheel Width | Total Height | Plate Size | Bolt Hole Spacing | load capacity |
| 0301030312001 | SUF75 | 75 | 32 | 100 | 95x66 | 86x53 | 80 |
| 0301030312002 | SUF100 | 100 | 32 | 130 | 95x66 | 86x53 | 100 |
| 0301030312003 | SUF125 | 125 | 32 | 160 | 95x66 | 86x53 | 125 |



Brackets: SUS/SUB series
swivel top plat with double ball bearing
the base material of the bracket is iron

Wheels: SU series
Wheel with double ball bearing
Wheel cover is PVC
the base material of the wheel rim is PP

| Swivel Caster | | Swivel with brake caster | |  mm |  mm |  mm |  mm |  mm |  Kg |
|---------------|--------|--------------------------|--------|--|--|---|--|--|--|
| Ref.No. | Code | Ref.No. | Code | Wheel | Wheel Width | Total Height | Plate Size | Bolt Hole Spacing | load capacity |
| 0301030312004 | SUS75 | 0301030312007 | SUB75 | 75 | 32 | 100 | 95x66 | 86x53 | 80 |
| 0301030312005 | SUS100 | 0301030312008 | SUB100 | 100 | 32 | 130 | 95x66 | 86x53 | 100 |
| 0301030312006 | SUS125 | 0301030312009 | SUB125 | 125 | 32 | 160 | 95x66 | 86x53 | 125 |



Series: SUMS/SUMB/SU

Heavy industrial cast iron castes

80 - 125 kg



Brackets: SUMS/SUMB series
swivel / Swivel with brake threaded
with double ball bearing
the base material of the bracket is
iron

Wheels: SU series
Wheel with double ball bearing
Wheel cover is PVC
the base material of the wheel
rim is PP

Swivel threaded pin

Swivel with brake threaded pin



| Ref.No. | Code | Ref.No. | Code | Wheel | Wheel Width | Total Height | Bolt Size | load capacity |
|---------------|---------|---------------|---------|-------|-------------|--------------|-----------|---------------|
| 0301030312010 | SUMS75 | 0301030312013 | SUMB75 | 75 | 32 | 100 | M12 | 80 |
| 0301030312011 | SUMS100 | 0301030312014 | SUMB100 | 100 | 32 | 130 | M12 | 100 |
| 0301030312012 | SUMS125 | 0301030312015 | SUMB125 | 125 | 32 | 160 | M12 | 125 |

Accessories: SU series
Wheel with Wheel with double
ball bearing
Wheel cover is PVC
the base material of the wheel



Wheels



| Ref.No. | Code | Wheel | Wheel Width | Axel bore | Hub length | load capacity |
|---------------|-------|-------|-------------|-----------|------------|---------------|
| 0301030312016 | SU75 | 75 | 32 | 12 | 40 | 80 |
| 0301030312017 | SU100 | 100 | 32 | 12 | 40 | 100 |
| 0301030312019 | SU125 | 125 | 32 | 12 | 40 | 125 |

Series: SUCF/SUCS/SUCB

Medium Duty Industrial Pvc Casters

 80- 125 kg



Brackets: SUCF series

Swivel with brake top plat with double ball bearing
the base material of the bracket is iron

Wheels: SUC series

Wheel with double ball bearing
Wheel cover is PVC
the base material of the wheel rim is PP

Fixed Caster

| Ref.No. | Code | Wheel  mm | Wheel Width  mm | Total Height  mm | Plate Size  mm | Bolt Hole Spacing  mm | load capacity  Kg |
|---------------|----------------|---|---|---|--|---|---|
| 0301030313001 | SUCF75 | 75 | 32 | 100 | 95x66 | 86x53 | 80 |
| 0301030313002 | SUCF100 | 100 | 32 | 130 | 95x66 | 86x53 | 100 |
| 0301030313003 | SUCF125 | 125 | 32 | 160 | 95x66 | 86x53 | 125 |



Brackets: SUCS/SUCB series







swivel top plat with double ball bearing
the base material of the bracket is iron

Wheels: SUC series

Wheel with double ball bearing
Wheel cover is PVC
the base material of the wheel rim is PP

Swivel Caster

Swivel with brake caster

| Ref.No. | Code | Ref.No. | Code | Wheel  mm | Wheel Width  mm | Total Height  mm | Plate Size  mm | Bolt Hole Spacing  mm | load capacity  Kg |
|---------------|----------------|---------------|----------------|---|---|---|--|---|---|
| 0301030313004 | SUCS75 | 0301030313007 | SUCB75 | 75 | 32 | 100 | 95x66 | 86x53 | 80 |
| 0301030313005 | SUCS100 | 0301030313008 | SUCB100 | 100 | 32 | 130 | 95x66 | 86x53 | 100 |
| 0301030313006 | SUCS125 | 0301030313009 | SUCB125 | 125 | 32 | 160 | 95x66 | 86x53 | 125 |





Series: NMS/NMB/N

Heavy industrial cast iron castes

80 - 125 kg



Brackets: SUCMS/SUCMB series
swivel / Swivel with brake threaded
with double ball bearing
the base material of the bracket is
iron

Wheels: SUC series
Wheel with double ball bearing
Wheel cover is PVC
the base material of the wheel
rim is PP

| Swivel threaded pin | | Swivel with brake threaded pin | | mm | mm | mm | mm | Kg |
|---------------------|----------|--------------------------------|----------|-------|-------------|--------------|-----------|---------------|
| Ref.No. | Code | Ref.No. | Code | Wheel | Wheel Width | Total Height | Bolt Size | load capacity |
| 0301030313010 | SUCMS75 | 0301030313013 | SUCMB75 | 75 | 32 | 100 | M12 | 80 |
| 0301030313011 | SUCMS100 | 0301030313014 | SUCMB100 | 100 | 32 | 130 | M12 | 100 |
| 0301030313012 | SUCMS125 | 0301030313015 | SUCMB125 | 125 | 32 | 160 | M12 | 125 |

Accessories: SUC series
Wheel with double
ball bearing
Wheel cover is PVC
the base material of the wheel



Wheels

| Ref.No. | Code | Wheel | Wheel Width | Axel bore | Hub length | load capacity |
|---------------|--------|-------|-------------|-----------|------------|---------------|
| 0301030313016 | SUC75 | 75 | 32 | 12 | 40 | 80 |
| 0301030313017 | SUC100 | 100 | 32 | 12 | 40 | 100 |
| 0301030313018 | SUC125 | 125 | 32 | 12 | 40 | 125 |

Series: DUF/DUS/DUB

Medium Duty Industrial PU Casters

 120- 140 kg



Brackets: DUF series
series fix Top Plat

Wheels: DU series
Wheel with double ball bearing
Wheel cover is PU
the base material of the wheel rim
is die cast

Fixed Caster



| Ref.No. | Code | Wheel | Wheel Width | Total Height | Plate Size | Bolt Hole Spacing | load capacity |
|---------------|---------------|-------|-------------|--------------|------------|-------------------|---------------|
| 0301030309001 | DUF75 | 75 | 33 | 100 | 95x66 | 86x53 | 120 |
| 0301030309002 | DUF100 | 100 | 30 | 130 | 95x66 | 86x53 | 140 |



Brackets: DUS/DUB series
fix / swivel top plat with double
ball bearing
the base material of the bracket is
iron

Wheels: DU series
Wheel with double ball bearing
Wheel cover is PU
the base material of the wheel rim
is die cast

Swivel Caster

Swivel with brake Caster



| Ref.No. | Code | Ref.No. | Code | Wheel | Wheel Width | Total Height | Plate Size | Bolt Hole Spacing | load capacity |
|---------------|---------------|---------------|---------------|-------|-------------|--------------|------------|-------------------|---------------|
| 0301030309004 | DUS75 | 0301030309007 | DUB75 | 75 | 33 | 100 | 95x66 | 86x53 | 120 |
| 0301030309005 | DUS100 | 0301030309008 | DUB100 | 100 | 30 | 130 | 95x66 | 86x53 | 140 |





Series: DUMS/DUMB/DU
Medium Duty Industrial PU Casters

100-140 kg



Brackets: DUS/DUB series
fix / swivel top plat with double ball bearing
the base material of the bracket is iron

Wheels: DU series
Wheel with double ball bearing
Wheel cover is PU
the base material of the wheel rim is die cast

Swivel threaded pin

Swivel with brake threaded pin



| Ref.No. | Code | Ref.No. | Code | Wheel | Wheel Width | Total Height | Bolt Size | load capacity |
|---------------|---------|---------------|---------|-------|-------------|--------------|-----------|---------------|
| 0301030309010 | DUMS75 | 0301030309013 | DUMB75 | 75 | 32 | 100 | M12 | 100 |
| 0301030309011 | DUMS100 | 0301030309014 | DUMB100 | 100 | 32 | 130 | M12 | 120 |
| 0301030309012 | DUMS125 | 0301030309015 | DUMB125 | 125 | 32 | 160 | M12 | 140 |

Accessories: DU series
Wheel with double ball bearing
Wheel cover is PU
the base material of the wheel rim is die cast



Wheels



| Ref.No. | Code | Wheel | Wheel Width | Axel bore | Hub length | load capacity |
|---------------|-------|-------|-------------|-----------|------------|---------------|
| 0301030309016 | DU75 | 75 | 33 | 12 | 40 | 100 |
| 0301030309017 | DU100 | 100 | 30 | 12 | 38 | 120 |
| 0301030309018 | DU125 | 125 | 30 | 12 | 38 | 140 |

Series: 4095F/4095S/4095B

Medium Duty Industrial Pvc Casters

 80- 120 kg



Brackets: 4095F series
series fix Top Plat

Wheels: 4095 series
Wheel with ball bearing
Wheel cover is PVC
the base material of the wheel rim
is PP

Fixed Caster

| Ref.No. | Code | Wheel  | Wheel Width  | Total Height  | Plate Size  | Bolt Hole Spacing  | load capacity  |
|---------------|-----------|---|---|---|--|---|---|
| 0301030302001 | 4095F-75 | 75 | 30 | 100 | 95x66 | 86x53 | 80 |
| 0301030302002 | 4095F-100 | 100 | 30 | 130 | 95x66 | 86x53 | 100 |
| 0301030302003 | 4095F-125 | 125 | 30 | 160 | 95x66 | 86x53 | 120 |





Brackets: 4095S/4095B series
fix / swivel top plat with ball bearing
the base material of the bracket is
iron

Wheels: 4095 series
Wheel with ball bearing
Wheel cover is PVC
the base material of the wheel rim
is PP

Swivel Caster

Swivel with brake Caster

| Ref.No. | Code | Ref.No. | Code | Wheel  | Wheel Width  | Total Height  | Plate Size  | Bolt Hole Spacing  | load capacity  |
|---------------|-----------|---------------|-----------|--|--|--|---|--|--|
| 0301030302004 | 4095S-75 | 0301030302007 | 4095B-75 | 75 | 30 | 100 | 95x66 | 86x53 | 80 |
| 0301030302005 | 4095S-100 | 0301030302008 | 4095B-100 | 100 | 30 | 130 | 95x66 | 86x53 | 100 |
| 0301030302006 | 4095S-125 | 0301030302009 | 4095B-125 | 125 | 30 | 160 | 95x66 | 86x53 | 120 |





Series: 4095MS/4095MB

Medium Duty Industrial Pvc Casters

80- 120 kg



Brackets: 4095MS/4095MB
swivel / Swivel with brake threaded
with ball bearing
the base material of the bracket is
iron

Wheels: 4095 series
Wheel with ball bearing
Wheel cover is PVC
the base material of the wheel rim
is PP

Swivel threaded pin

Swivel with brake threaded pin



| Ref.No. | Code | Ref.No. | Code | Wheel | Wheel Width | Total Height | Bolt Size | load capacity |
|---------------|------------|---------------|------------|-------|-------------|--------------|-----------|---------------|
| 0301030302010 | 4095MS-75 | 0301030302013 | 4095MB-75 | 75 | 30 | 100 | M12 | 80 |
| 0301030302011 | 4095MS-100 | 0301030302014 | 4095MB-100 | 100 | 30 | 130 | M12 | 100 |
| 0301030302012 | 4095MS-125 | 0301030302015 | 4095MB-125 | 125 | 30 | 160 | M12 | 120 |

Accessories: 4095 series
Wheel with ball bearing
Wheel cover is PVC
the base material of the wheel
rim is PP

Wheels



| Ref.No. | Code | Wheel | Wheel Width | Axel bore | Hub length | load capacity |
|---------------|----------|-------|-------------|-----------|------------|---------------|
| 0301030302016 | 4095-75 | 75 | 30 | 10 | 38 | 80 |
| 0301030302017 | 4095-100 | 100 | 30 | 10 | 40 | 100 |
| 0301030302018 | 4095-125 | 125 | 30 | 10 | 40 | 120 |

Series: LGF/LGS/LGB

Medium Duty Industrial Pvc Caster

 80- 120 kg



Brackets: LGF series fix
Top Plat

Wheels: LG series
Wheel with double ball bearing
Wheel cover is PU
the base material of the wheel rim
is PP

Fixed Caster

| Ref.No. | Code | Wheel  | Wheel Width  | Total Height  | Plate Size  | Bolt Hole Spacing  | load capacity  |
|---------------|---------------|---|---|---|--|---|---|
| 0301030303001 | LGF75 | 75 | 33 | 100 | 95x66 | 83x53 | 80 |
| 0301030303002 | LGF100 | 100 | 35 | 130 | 95x66 | 83x53 | 100 |
| 0301030303003 | LGF125 | 125 | 35 | 160 | 95x66 | 83x53 | 120 |









Brackets: LGFS/LGB series
fix / swivel top plat with double ball
bearing
the base material of the bracket is
iron

Wheels: LG series
Wheel with double ball bearing
Wheel cover is PU
the base material of the wheel rim
is PP

Swivel Caster

Swivel with brake Caster

| Ref.No. | Code | Ref.No. | Code | Wheel  | Wheel Width  | Total Height  | Plate Size  | Bolt Hole Spacing  | load capacity  |
|---------------|---------------|---------------|---------------|--|--|--|---|--|--|
| 0301030303004 | LGS75 | 0301030303007 | LGB75 | 75 | 33 | 100 | 95x65 | 83x52 | 80 |
| 0301030303005 | LGS100 | 0301030303008 | LGB100 | 100 | 35 | 130 | 95x65 | 83x52 | 100 |
| 0301030303006 | LGS125 | 0301030303009 | LGB125 | 125 | 35 | 160 | 95x65 | 83x52 | 120 |



Series: LGMS/LGMB/LG

Medium Duty Industrial Pvc Casters

80-120 kg



Brackets: LGMS/ LGMB
swivel / Swivel with brake threaded
with ball bearing
the base material of the bracket is
iron

Wheels: LG series
Wheel with ball bearing
Wheel cover is PU
the base material of the wheel rim
is PP

Swivel threaded pin

Swivel with brake threaded pin



| Ref.No. | Code | Ref.No. | Code | Wheel | Wheel Width | Total Height | Bolt Size | load capacity |
|---------------|---------|---------------|---------|-------|-------------|--------------|-----------|---------------|
| 0301030303010 | LGMS75 | 0301030303013 | LGMB75 | 75 | 30 | 100 | M12 | 80 |
| 0301030303011 | LGMS100 | 0301030303014 | LGMB100 | 100 | 30 | 130 | M12 | 100 |
| 0301030303012 | LGMS125 | 0301030303015 | LGMB125 | 125 | 30 | 160 | M12 | 120 |

Wheels: LG series
Wheel with double ball bearing
Wheel cover is PU
the base material of the wheel rim
is PP



Wheels



| Ref.No. | Code | Wheel | Wheel Width | Axle bore | Hub length | load capacity |
|---------------|-------|-------|-------------|-----------|------------|---------------|
| 0301030303018 | LG75 | 75 | 30 | 10 | 38 | 80 |
| 0301030303019 | LG100 | 100 | 30 | 10 | 40 | 100 |
| 0301030303020 | LG125 | 125 | 30 | 10 | 40 | 120 |

Series: JF/JS/J

Medium Duty Industrial Cast Iron Casters

100-120 kg



Brackets: JF/JS series
fix / swivel top plat with Plain bearing
the base material of the bracket is iron

Wheels: J series
Wheel with Plain bearing
the base material of the wheel is cast iron

| Fixed Caster | | Swivel Caster | |  mm |  mm |  mm |  mm |  mm |  Kg |
|---------------|------|---------------|------|---|---|--|---|---|---|
| Ref.No. | Code | Ref.No. | Code | Wheel | Wheel Width | Total Height | Plate Size | Bolt Hole Spacing | load capacity |
| 0301030305001 | JF75 | 0301030305003 | JS75 | 75 | 30 | 102 | 95x66 | 86x53 | 100 |
| 0301030305002 | JF90 | 0301030305004 | JS90 | 90 | 30 | 110 | 95x66 | 86x53 | 120 |

Accessories: J series
Wheel with Plain bearing
the base material of the wheel is cast iron



Wheels

| Ref.No. | Code |  mm |  mm |  mm |  mm |  Kg |
|---------------|------|--|--|---|--|--|
| Ref.No. | Code | Wheel | Wheel Width | Axel bore | Hub length | load capacity |
| 0301030305005 | J75 | 75 | 30 | 12 | 39 | 100 |
| 0301030305006 | J90 | 90 | 30 | 12 | 39 | 120 |





Series: ABSS/ABSMS

Medium Duty Industrial ABS Casters

100 kg



Brackets: ABSS series
swivel top plat with Plain bearing
the base material of the bracket is iron

Wheels: ABS series
Wheel with Plain bearing
the base material of the wheel is
ABS

Swivel Caster



| Ref.No. | Code | Wheel | Wheel Width | Total Height | Plate Size | Bolt Hole Spacing | load capacity |
|---------------|--------|-------|-------------|--------------|------------|-------------------|---------------|
| 0301030304010 | ABSS75 | 75 | 30 | 102 | 95x66 | 86x53 | 100 |



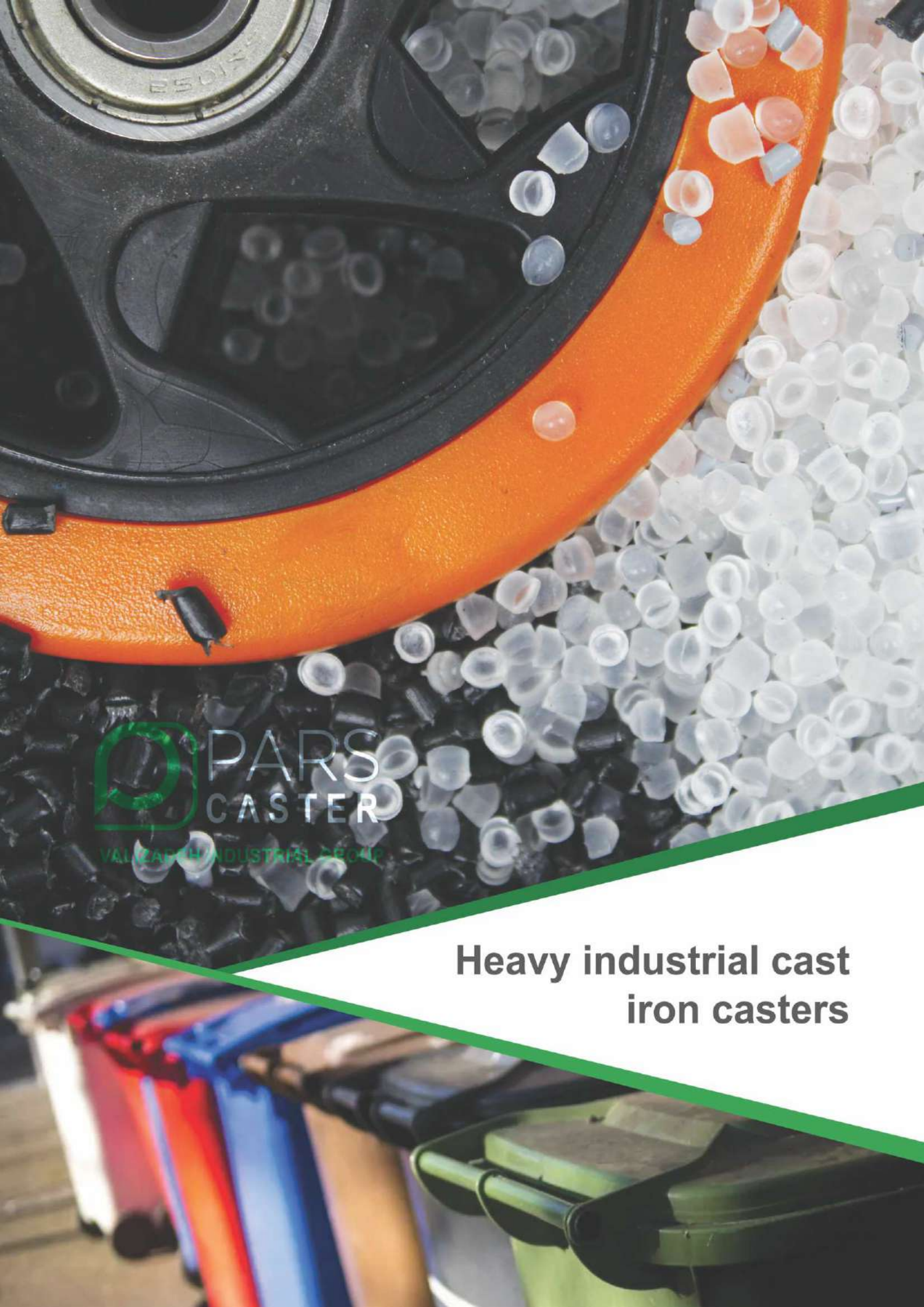
Brackets: ABSMS series
swivel threaded with Plain bearing
the base material of the bracket is iron

Wheels: ABS series
Wheel with Plain bearing
the base material of the wheel is
ABS

Swivel bushen Caster



| Ref.No. | Code | Wheel | Wheel Width | Total Height | Bolt Size | load capacity |
|---------------|---------|-------|-------------|--------------|-----------|---------------|
| 0301030605011 | ABSMS75 | 75 | 30 | 102 | M12 | 100 |



 **PARS**
CASTER
VALI ZARFI INDUSTRIAL GROUP

Heavy industrial cast iron casters

Series: ZFS / ZFB / ZPS / ZPB
WASTE TANK WHEELS

100 - 120 kg



Brackets: ZFS / ZFB series
swivel & Swivel with brake top
plat with plain bearing the
base material of the bracket is
iron

Wheels: ZF series
Wheel with plain bearing
Wheel cover is PVC
the base material of the wheel
rim is iron

| Swivel Caster | | Swivel with brake Caster | |  mm |  mm |  mm |  mm |  mm |  Kg |
|---------------|--------|--------------------------|--------|---|---|--|---|---|---|
| Ref.No. | Code | Ref.No. | Code | Wheel | Wheel Width | Total Height | Plate Size | Bolt Hole Spacing | load capacity |
| 0301030901003 | ZFS200 | 0301030901007 | ZFB200 | 200 | 45 | 230 | 140x115 | 105x80 | 120 |



Brackets: ZPS / ZPB series
swivel & Swivel with brake top
plat with plain bearing the
base material of the bracket is
iron

Wheels: ZP series
Wheel with plain bearing
Wheel cover is PVC
the base material of the wheel
rim is PP

| Swivel Caster | | Swivel with brake Caster | |  mm |  mm |  mm |  mm |  mm |  Kg |
|---------------|--------|--------------------------|--------|--|--|---|--|--|--|
| Ref.No. | Code | Ref.No. | Code | Wheel | Wheel Width | Total Height | Plate Size | Bolt Hole Spacing | load capacity |
| 0301030902002 | ZPS200 | 0301030902006 | ZPB200 | 200 | 45 | 230 | 140x115 | 105x80 | 100 |

Series: ZP/ZF/ZN

WASTE TANK WHEELS

 100-120 kg



Accessories: ZP/ZN series
Wheel with plain bearing
Wheel cover is PVC
the base material of the wheel rim is PP

Accessories: ZF series
Wheel with plain bearing
Wheel cover is PVC
the base material of the wheel rim is iron



Wheels



| Ref.No. | Code | Wheel | Wheel Width | Axle bore | Hub length | load capacity |
|---------------|-------|-------|-------------|-----------|------------|---------------|
| 0301030902008 | ZP200 | 200 | 40 | 20 | 55 | 100 |
| 0301030901008 | ZF200 | 200 | 48 | 20 | 52 | 120 |
| 0301050101006 | ZN200 | 200 | 42 | 20 | 80 | 100 |





Light Duty Casters



Light Duty Casters

Series: F1F / F1S / F1B
Light Duty Casters

 35-50 kg



Brackets: F1F series fix
Top Plat

Wheels: F1 series
Wheel with plain bearing
the base material of the wheel PP

Fixed Caster

| Ref.No. | Code | Wheel mm | Wheel Width mm | Total Height mm | Plate Size mm | Bolt Hole Spacing mm | load capacity Kg |
|---------------|--------------|-------------|-------------------|--------------------|------------------|-------------------------|---------------------|
| 0301030703001 | F1F40 | 40 | 20 | 60 | 60x43 | 45x30 | 35 |
| 0301030703002 | F1F50 | 50 | 23 | 73 | 70x53 | 55x35 | 50 |



Brackets: F1S / F1B series
fix & swivel & Swivel with brake
top plat with plain bearing the
base material of the bracket is iron

Wheels: F1 series
Wheel with plain bearing
the base material of the wheel PP

Swivel Caster

Swivel with brake Caster

| Ref.No. | Code | Ref.No. | Code | Wheel mm | Wheel Width mm | Total Height mm | Plate Size mm | Bolt Hole Spacing mm | load capacity Kg |
|---------------|--------------|---------------|--------------|-------------|-------------------|--------------------|------------------|-------------------------|---------------------|
| 0301030703003 | F1S40 | 0301030703005 | F1B40 | 40 | 20 | 60 | 60x43 | 45x30 | 35 |
| 0301030703004 | F1S50 | 0301030703006 | F1B50 | 50 | 23 | 73 | 70x53 | 55x35 | 50 |





Series:BOF/BOS-BOB
Light Duty Industrial Casters

35-50 kg



Brackets: BOF series fix
Top Plat

Wheels: F1 series
Wheel with plain bearing
the base material of the wheel PP

Fixed Caster

| Ref.No. | Code | Wheel mm | Wheel Width mm | Total Height mm | Plate Size mm | Bolt Hole Spacing mm | load capacity Kg |
|---------------|--------------|-------------|-------------------|--------------------|------------------|-------------------------|---------------------|
| 0301030701001 | BOF40 | 40 | 20 | 60 | 60x43 | 45x30 | 35 |
| 0301030701002 | BOF50 | 50 | 23 | 73 | 70x53 | 55x35 | 50 |



Brackets: BOS/ BOB series
Swivel & Swivel with brake threaded
with double ball bearing
the base material of the bracket is iron

Wheels: BO series
Wheel with double ball bearing
Wheel cover is PVC
the base material of the wheel rim is PP

Swivel Caster

Swivel with brake Caster

| Ref.No. | Code | Ref.No. | Code | Wheel mm | Wheel Width mm | Total Height mm | Plate Size mm | Bolt Hole Spacing mm | load capacity Kg |
|---------------|--------------|---------------|--------------|-------------|-------------------|--------------------|------------------|-------------------------|---------------------|
| 0301030701008 | BOS40 | 0301030701015 | BOB40 | 40 | 20 | 60 | 60x43 | 45x30 | 35 |
| 0301030701009 | BOS50 | 0301030701016 | BOB50 | 50 | 23 | 73 | 70x53 | 55x35 | 50 |

Series: BOAS / BOAB
Light Duty Industrial Casters

35-50kg



Brackets: BOAS / BOAB series
Swivel & Swivel with brake threaded
with double ball bearing
the base material of the bracket is iron

Wheels: BO series
Wheel with double ball bearing
Wheel cover is PVC
the base material of the wheel rim is PP

| Swivel Caster | | Swivel whit brake Caster | |  mm |  mm |  mm |  mm |  Kg |
|---------------|--------|--------------------------|--------|---|---|--|---|---|
| Ref.No. | Code | Ref.No. | Code | Wheel | Wheel Width | Total Height | Bolt Size | load capacity |
| 0301030701022 | BOAS40 | 0301030701024 | BOAB40 | 40 | 20 | 63 | 12 | 35 |
| 0301030701023 | BOAS50 | 0301030701025 | BOAB50 | 50 | 23 | 75 | 12 | 50 |

Wheels: BO series
Wheel with double ball bearing
Wheel cover is PVC
the base material of the wheel rim is PP



Wheels

| Ref.No. | Code |  mm |  mm |  mm |  mm |  Kg |
|---------------|------|--|--|--|--|--|
| Ref.No. | Code | Wheel | Wheel Width | Axel bore | Hub length | load capacity |
| 0301030701028 | BO50 | 50 | 23 | 8 | 28 | 50 |





Shopping Casters

PARS



Series: PHMS/PHMB/PHS/PHB
Grey Pvc Casters

 35-70 kg



Brackets: PHMS/PHMB series
swivel / Swivel with brake threaded
with plain bearing
the base material of the bracket is
iron







Wheels: PH series
Wheel with plain bearing
Wheel cover is PP
the base material of the wheel
rim is PP

| Swivel Caster | | Swivel whit brake Caster | |  mm |  mm |  mm |  mm |  Kg |
|---------------|---------|--------------------------|---------|---|---|--|---|---|
| Ref.No. | Code | Ref.No. | Code | Wheel | Wheel Width | Total Height | Bolt Size | load capacity |
| 0301031701005 | PHMS50 | 0301031701007 | PHMB50 | 50 | 22 | 74 | m12 | 35 |
| 0301031701006 | PHMS75 | 0301031701008 | PHMB75 | 75 | 22 | 100 | m12 | 55 |
| 0301031601005 | PHMS100 | 0301031601007 | PHMB100 | 100 | 27 | 132 | m12 | 70 |



Brackets: PHS/PHB
swivel / Swivel with brake top plat with
plain bearing
the base material of the bracket is iron

Wheels: PH series
Wheel with plain bearing
Wheel cover is PP
the base material of the wheel
rim is PP

| Swivel Caster | | Swivel with brake Caster | |  mm |  mm |  mm |  mm |  mm |  Kg |
|---------------|--------|--------------------------|--------|--|--|---|--|--|--|
| Ref.No. | Code | Ref.No. | Code | Wheel | Wheel Width | Total Height | Plate Size | Bolt Hole Spacing | load capacity |
| 0301031701001 | PHS50 | 0301031701003 | PHB50 | 50 | 22 | 72 | 55x55 | 40x40 | 35 |
| 0301031701002 | PHS75 | 0301031701004 | PHB75 | 75 | 22 | 98 | 65x65 | 45x45 | 55 |
| 0301031601001 | PHS100 | 0301031601003 | PHB100 | 100 | 27 | 130 | 76x76 | 55x55 | 70 |





Series: PH /PHM
Grey Pvc Casters

70 kg



Brackets: PHMS/PHMB series
swivel / Swivel with brake threaded
with plain bearing
the base material of the bracket is
iron

Wheels: PH series
Wheel with plain bearing
Wheel cover is PP
the base material of the wheel
rim is PP

| Swivel Caster | | Swivel whit brake Caster | |  mm |  mm |  mm |  mm |  Kg |
|---------------|-------------|--------------------------|-------------|---|---|---|---|---|
| Ref.No. | Code | Ref.No. | Code | Wheel | Wheel Width | Total Height | Bolt Size | load capacity |
| 0301031601006 | PHMS100-RED | 0301031601008 | PHMB100-RED | 100 | 30 | 132 | m12 | 70 |



Brackets: PHAS/PHAB series
swivel / Swivel with brake threaded
with plain bearing
the base material of the bracket is
iron

Wheels: PH series
Wheel with plain bearing
Wheel cover is PP
the base material of the wheel
rim is PP

| Swivel Caster | | Swivel whit brake Caster | |  mm |  mm |  mm |  mm |  Kg |
|---------------|---------|--------------------------|---------|--|--|---|--|--|
| Ref.No. | Code | Ref.No. | Code | Wheel | Wheel Width | Total Height | Bolt Size | load capacity |
| 0301031601011 | PHAS100 | 0301031601012 | PHAB100 | 100 | 30 | 132 | m12 | 70 |

Series:PHMS-2BEARING / PHPS
Shopping Casters

 40-70 kg



Brackets: PHMS-2 BEARING series
Swivel bolt hole fitting with ball bearing
the base material of the bracket is iron

Wheels: PHMS-2BEARING series
Swivel bolt hole fitting with ball bearing
the base material of the bracket is iron

Swivel bolt hole fitting



| Ref.No. | Code | Wheel | Wheel Width | Total Height | Bolt Size | load capacity |
|---------------|------------------|-------|-------------|--------------|-----------|---------------|
| 0301031602009 | PHMS75-2BEARING | 75 | 22 | 115 | m12 | 40 |
| 0301031602001 | PHMS100-2BEARING | 100 | 30 | 140 | m12 | 45 |
| 0301031602003 | PHMS125-2BEARING | 125 | 31 | 170 | m12 | 50 |
| 0301031602002 | PHMS100-3BEARING | 100 | 30 | 140 | m12 | 45 |
| 0301031602004 | PHMS125-3BEARING | 125 | 31 | 170 | m12 | 60 |



Brackets: PHPS-BLACK series
Swivel bolt hole fitting with ball bearing
the base material of the bracket is iron

Wheels: PHPS-BLACK series
Swivel bolt hole fitting with ball bearing
the base material of the bracket is iron

Swivel bolt hole fitting



| Ref.No. | Code | Wheel | Wheel Width | Total Height | Bolt Size | load capacity |
|---------------|----------------|-------|-------------|--------------|-----------|---------------|
| 0301031601017 | PHPS100-BLACK | 100 | 30 | 140 | 11 | 70 |
| 0301031601021 | PHPSB100-BLACK | 100 | 30 | 140 | 11 | 70 |



Series: PH / PHA
Grey Pvc Casters

 35 - 70 kg



Accessories: PH series
Wheel with plain bearing
Wheel cover is PP
the base material of the wheel
rim is PP

Wheels



| Ref.No. | Code | Wheel mm | Wheel Width mm | Axle bore mm | Hub length mm | load capacity Kg |
|---------------|-------|-------------|-------------------|-----------------|------------------|---------------------|
| 0301031701009 | PH50 | 50 | 23 | 8 | 26 | 35 |
| 0301031701010 | PH75 | 75 | 27 | 10 | 30 | 55 |
| 0301031601015 | PH100 | 100 | 27 | 10 | 30 | 70 |

Series: G1-BEARING/ PHUS /PHUB

Shopping Casters

50-60 kg



Brackets: G1-BEARING series
Swivel bolt hole fitting with ball bearing
the base material of the bracket is iron

Wheels: G1-BEARING series
Swivel bolt hole fitting with ball bearing
the base material of the bracket is iron

Swivel bolt hole fitting



| Ref.No. | Code | Wheel | Wheel Width | Total Height | Bolt Size | load capacity |
|---------------|---------------|-------|-------------|--------------|-----------|---------------|
| 0301031602008 | G1-BEARING125 | 125 | 28 | 170 | m12 | 50 |



Brackets: PHUS/PHUB series
swivel / Swivel with brake u plat with plain bearin
the base material of the bracket is iron

Wheels: PH1 series
Wheel with plain bearing
Wheel cover is PP
the base material of the wheel rim is PP

Swivel Top Plate

Swivel with brake Top Plate



| Ref.No. | Code | Ref.No. | Code | Wheel | Wheel Width | Total Height | Bolt Size | Plate Size | Bolt Hole Spacing | load capacity |
|---------------|--------|---------------|--------|-------|-------------|--------------|-----------|------------|-------------------|---------------|
| 0301031701011 | PHUS75 | 0301031701012 | PHUB75 | 75 | 22 | 98 | M8 | 65x55 | 50x45 | 60 |



Series: H3BDS / H3BDB / H3BS / H3BB

Heavy Shopping Caster

200-220 kg



Brackets: H3BDS / H3BDB series
swivel & Swivel with brake top plat with
double ball bearing
the base material of the bracket is iron

Wheels: D series
Wheel with double ball bearing
Wheel cover is rubber
the base material of the wheel
rim is die cast

Swivel Top Plate

Swivel with brake Top Plate



| Ref.No. | Code | Ref.No. | Code | Wheel mm | Wheel Width mm | Total Height mm | Plate Size mm | Bolt Hole Spacing mm | load capacity Kg |
|---------------|----------|---------------|----------|-------------|-------------------|--------------------|------------------|-------------------------|---------------------|
| 0301031401001 | H3BDS160 | 0301031401002 | H3BDB160 | 160 | 50 | 205 | 105x105 | 80x80 | 220 |



Brackets: H3BS / H3BB series
swivel & Swivel with brake top plat with
double ball bearing
the base material of the bracket is iron

Wheels: DL series
Wheel with double ball bearing
Wheel cover is Pvc
the base material of the wheel
rim is PP

Swivel Top Plate

Swivel with brake Top Plate



| Ref.No. | Code | Ref.No. | Code | Wheel mm | Wheel Width mm | Total Height mm | Plate Size mm | Bolt Hole Spacing mm | load capacity Kg |
|---------------|---------|---------------|---------|-------------|-------------------|--------------------|------------------|-------------------------|---------------------|
| 0301031402002 | H3BS150 | 0301031402004 | H3BB150 | 150 | 43 | 205 | 105x105 | 80x80 | 200 |





PARS
CASTER
VALIZADEH INDUSTRIAL GROUP

Light Duty Casters



Series: 240JF/240JS/240JB
Light Duty Casters

20-55 kg



Brackets: 240JF/240JS series
fix / swivel / Swivel with brake top
plat with ball bearing
the base material of the bracket is
iron

Wheels: 240J series
Wheel with ball bearing
Wheel cover is PU
the base material of the wheel rim
is PP

| Fixed Caster | | Swivel Caster | |  mm |  mm |  mm |  mm |  mm |  Kg |
|---------------|---------|---------------|---------|---|---|--|---|---|---|
| Ref.No. | Code | Ref.No. | Code | Wheel | Wheel Width | Total Height | Plate Size | Bolt Hole Spacing | load capacity |
| 0301031001001 | 240JF25 | 0301031001006 | 240JS25 | 25 | 12 | 38 | 38x30 | 30x22 | 20 |
| 0301031001002 | 240JF30 | 0301031001007 | 240JS30 | 30 | 12 | 44 | 39x33 | 30x25 | 30 |
| 0301031001003 | 240JF40 | 0301031001008 | 240JS40 | 40 | 16 | 54 | 46x38 | 38x28 | 45 |
| | | 0301031001009 | 240JS50 | 50 | 23 | 72 | 55x55 | 40x40 | 35 |
| | | 0301031001010 | 240JS75 | 75 | 22 | 98 | 65x65 | 45x45 | 55 |



Brackets: 240JB series
fix / swivel / Swivel with brake top
plat with ball bearing
the base material of the bracket is
iron

Wheels: 240J series
Wheel with ball bearing
Wheel cover is PU
the base material of the wheel rim is PP

| Swivel with brake Caster | |  mm |  mm |  mm |  mm |  mm |  Kg |
|--------------------------|---------|--|--|---|--|--|--|
| Ref.No. | Code | Wheel | Wheel Width | Total Height | Plate Size | Bolt Hole Spacing | load capacity |
| 0301031001011 | 240JB25 | 25 | 12 | 38 | 38x30 | 30x22 | 20 |
| 0301031001012 | 240JB30 | 30 | 12 | 44 | 39x33 | 30x25 | 30 |
| 0301031001013 | 240JB40 | 40 | 16 | 54 | 46x38 | 38x28 | 45 |
| 0301031001014 | 240JB50 | 50 | 23 | 72 | 55x55 | 40x40 | 35 |
| 0301031001015 | 240JB75 | 75 | 22 | 98 | 65x65 | 45x45 | 55 |

Series: 240JMS/240JMB
Light Duty Casters

80-100 kg



Brackets: 240JMS/240JMB series
swivel / Swivel with brake top plat
with ball bearing
the base material of the bracket is
iron

Wheels: 240J series
Wheel with ball bearing
Wheel cover is PU
the base material of the wheel rim
is PP

Swivel threaded pin

Swivel with brake threaded pin



| Ref.No. | Code | Ref.No. | Code | Wheel | Wheel Width | Total Height | Bolt Size | load capacity |
|---------------|----------|---------------|----------|-------|-------------|--------------|-----------|---------------|
| 0301031001016 | 24050JMS | 0301031001018 | 24050JMB | 50 | 20 | 100 | M12 | 80 |
| 0301031001017 | 24075JMS | 0301031001019 | 24075JMB | 75 | 20 | 130 | M12 | 100 |

Accessories :

240J series Wheel with plain
bearing
Wheel cover is PP
the base material of the
wheel rim is PP



Wheels



| Ref.No. | Code | Wheel | Wheel Width | Axel bore | Hub length | load capacity |
|---------------|--------|-------|-------------|-----------|------------|---------------|
| 0301031001021 | 240J50 | 50 | 20 | 10 | 28 | 80 |
| 0301031001020 | 240J75 | 75 | 24 | 12 | 30 | 100 |



Series: AKS/KABSS /KABSF
Light Duty Casters

20-40 kg



Brackets: AKS series
Swivel top plat with plain bearing
the base material of the bracket is iron

Wheels: AK series
Wheel with plain bearing
the base material of the wheel is iron

Swivel Caster



| Ref.No. | Code | Wheel | Wheel Width | Total Height | Plate Size | Bolt Hole Spacing | load capacity |
|---------------|--------------|-------|-------------|--------------|------------|-------------------|---------------|
| 0301031802006 | AKS25 | 25 | 24 | 50 | 41x41 | 30x30 | 40 |



Brackets: KABSS series
Swivel top plat with plain bearing
the base material of the bracket is iron

Wheels: KABSS series
Wheel with plain bearing
the base material of the wheel is ABS

Fixed Caster

Swivel Caster



| Ref.No. | Code | Ref.No. | Code | Wheel | Wheel Width | Total Height | Plate Size | Bolt Hole Spacing | load capacity |
|---------------|----------------|---------------|----------------|-------|-------------|--------------|------------|-------------------|---------------|
| 0301031802004 | KABSF35 | | | 35 | 18 | 55 | 45x36 | 36x23 | 20 |
| | | 0301031802008 | KABSS35 | 35 | 18 | 55 | 41x41 | 30x30 | 20 |

Series: THF/THS /KF /KS
Light Duty Casters

 20-55 kg



Brackets: THF/THS series
Fix / Swivel top plat with plain bearing
the base material of the bracket is iron

Wheels: TH series
Wheel with plain bearing
the base material of the wheel is PP

| Fixed Caster | | Swivel Caster | |  mm |  mm |  mm |  mm |  mm |  Kg |
|---------------|--------------|---------------|--------------|---|---|--|---|---|---|
| Ref.No. | Code | Ref.No. | Code | Wheel | Wheel Width | Total Height | Plate Size | Bolt Hole Spacing | load capacity |
| 0301031801001 | THF38 | 0301031801003 | THS38 | 38 | 23 | 50 | 61x36 | 50x25 | 40 |
| 0301031801002 | THF50 | 0301031801004 | THS50 | 50 | 26 | 62 | 66x44 | 55x25 | 55 |



Brackets: KS/KF series
Fix / Swivel top plat with plain bearing
the base material of the bracket is iron

Wheels: K series
Wheel with plain bearing
the base material of the wheel is PP

| Fixed Caster | | Swivel Top Plate | |  mm |  mm |  mm |  mm |  mm |  Kg |
|---------------|-------------|------------------|-------------|--|--|---|--|--|--|
| Ref.No. | Code | Ref.No. | Code | Wheel | Wheel Width | Total Height | Plate Size | Bolt Hole Spacing | load capacity |
| 0301031802003 | KF35 | | | 35 | 18 | 55 | 45x36 | 36x23 | 20 |
| | | 0301031802007 | KS35 | 35 | 18 | 55 | 41x41 | 30x30 | 20 |

Series:2106/2105S

Light Duty Casters

40 kg



Brackets: 2106 series
Swivel threaded with plain bearing
the base material of the bracket is iron

Wheels: 2105S series
Wheel with plain bearing
the base material of the wheel is PP

Swivel threaded pin

| Ref.No. | Code | Wheel mm | Wheel Width mm | Total Height mm | Bolt Size mm | load capacity Kg |
|---------------|---------|-------------|-------------------|--------------------|-----------------|---------------------|
| 0301031803002 | 2106BIG | 50 | 45 | 65 | m12 | 40 |
| 0301031803003 | 2106RIZ | 50 | 45 | 65 | m12 | 40 |



Brackets: 2105S series
swivel Top Plat with plain bearing
the base material of the bracket is iron

Wheels: 2105 series
Wheel with plain bearing
the base material of the wheel is PP

Swivel Caster

| Ref.No. | Code | Wheel mm | Wheel Width mm | Total Height mm | Plate Size mm | Bolt Hole Spacing mm | load capacity Kg |
|---------------|-------|-------------|-------------------|--------------------|------------------|-------------------------|---------------------|
| 0301031803001 | 2105S | 50 | 45 | 65 | 40x40 | 30x30 | 40 |

Series: TWM / TW
CHAIR PP Caster

 25-30 kg



Brackets: TWM series
Swivel threaded with Plain bearing the base material of the bracket is PP

Wheels: TW series
Wheel with Plain bearing
Wheel cover is PP
the base material of the wheel rim is PP

Swivel threaded pin



| Ref.No. | Code | Wheel | Wheel Width | Total Height | Bolt Size | load capacity |
|---------------|-----------|-------|-------------|--------------|-----------|---------------|
| 0301040202017 | TWM8-55 | 55 | 40 | 70 | M8 | 25 |
| 0301040202018 | TWM1055 | 55 | 40 | 70 | M10 | 30 |
| 0301040202019 | TWM12R-55 | 55 | 40 | 70 | M12 | 30 |
| 0301040202020 | TWM12D55 | 55 | 40 | 70 | M12 | 30 |



Brackets: TWM 1048 series
Swivel threaded with Plain bearing the base material of the bracket is PP

Wheels: TW series
Wheel with Plain bearing
Wheel cover is PP
the base material of the wheel rim is PP

Swivel Top Plate



| Ref.No. | Code | Wheel | Wheel Width | Total Height | Plate Size | Bolt Hole Spacing | load capacity |
|---------------|------|-------|-------------|--------------|------------|-------------------|---------------|
| 0301040202004 | TW55 | 55 | 40 | 70 | 40x40 | 30x30 | 30 |



Series: TWM2 / TWP
CHAIR PP Caster

25 - 30kg



Brackets: TWM series
Swivel threaded with Plain bearing the base material of the bracket is PP

Wheels: TW series
Wheel with Plain bearing
Wheel cover is PP
the base material of the wheel rim is PP

Swivel threaded pin



| Ref.No. | Code | Wheel | Wheel Width | Total Height | Bolt Size | load capacity |
|---------------|------------|-------|-------------|--------------|-----------|---------------|
| 0301040202021 | TWM102-55 | 55 | 40 | 70 | M10 | 25 |
| 0301040202022 | TWM12R2-55 | 55 | 40 | 70 | M12 | 25 |
| 0301040202023 | TWM12D2-55 | 55 | 40 | 70 | M12 | 25 |



Brackets: TWP1150 series
Swivel threaded with Plain bearing the base material of the bracket is PP

Wheels: TW series
Wheel with Plain bearing
Wheel cover is PP
the base material of the wheel rim is PP

Swivel threaded pin



| Ref.No. | Code | Wheel | Wheel Width | Total Height | Bolt Size | load capacity |
|---------------|---------|-------|-------------|--------------|-----------|---------------|
| 0301040202033 | TWP1155 | 55 | 40 | 70 | P11 | 30 |

Series: AR / AK / AA

Light Duty Casters

 15 - 25 kg



Brackets: AR series
swivel caster
the base material of the bracket
is iron



Swivel Top Plate



| Ref.No. | Code | Wheel | Wheel Width | Axle bore | Plate Size | load capacity |
|---------------|------|-------|-------------|-----------|------------|---------------|
| 0301050501001 | AR16 | 16 | 16 | 21 | 48x32 | 15 |

Brackets: AR / AK / AA series
swivel caster
the base material of the bracket
is iron

Wheels: A series
Wheel with ball bearing
Wheel cover is steelball
the base material of the wheel
rim is iron



Swivel Top Plate



| Ref.No. | Code | Wheel | Wheel Width | Axle bore | Plate Size | load capacity |
|---------------|------|-------|-------------|-----------|------------|---------------|
| 0301050501003 | AK16 | 16 | 16 | 20 | 24 | 15 |
| 0301050501004 | AK22 | 22 | 22 | 30 | 36 | 20 |
| 0301050501005 | AA16 | 16 | 16 | 20 | 26 | 15 |
| 0301050501006 | AA25 | 25 | 25 | 28 | 35 | 25 |





Medical casters



Series: FAMS / FAMB

Light Duty MEDICAL PP Casters

 110-200 kg



Brackets: FAMS / FAMB series
swivel & Swivel with brake
threaded with plain bearing the
base material of the bracket is
Chrome plating

Wheels: B series
Wheel with Plain bearing
Wheel cover is Chrome plating
the base material of the wheel rim is
Chrome plating

Swivel Caster

Swivel whit brake Caster



| Ref.No. | Code | Ref.No. | Code | Wheel mm | Wheel Width mm | Total Height mm | Bolt Size mm | load capacity Kg |
|---------------|-----------|---------------|-----------|-------------|-------------------|--------------------|-----------------|---------------------|
| 0301031002001 | FAM12S75 | 0301031002009 | FAM12B75 | 75 | 32 | 120 | m12 | 110 |
| 0301031002002 | FAM16S75 | 0301031002010 | FAM16B75 | 75 | 32 | 120 | m16 | 110 |
| 0301031002003 | FAM12S100 | 0301031002011 | FAM12B100 | 100 | 32 | 135 | m12 | 150 |
| 0301031002004 | FAM16S100 | 0301031002012 | FAM16B100 | 100 | 32 | 135 | m16 | 150 |
| 0301031002005 | FAM12S125 | 0301031002013 | FAM12B125 | 125 | 32 | 158 | m12 | 170 |
| 0301031002006 | FAM16S125 | 0301031002014 | FAM16B125 | 125 | 32 | 158 | m16 | 170 |
| 0301031002007 | FAM12S150 | 0301031002015 | FAM12B150 | 150 | 32 | 190 | m12 | 180 |
| 0301031002008 | FAM16S150 | 0301031002016 | FAM16B150 | 150 | 32 | 190 | m16 | 180 |
| 0301031002021 | FAM12S200 | 0301031002023 | FAM12B200 | 200 | 32 | 200 | m12 | 200 |
| 0301031002022 | FAM16S200 | 0301031002024 | FAM16B200 | 200 | 32 | 200 | m16 | 200 |





Series:FAPS / FAPB

Light Duty MEDICAL PP Casters

110-200 kg



Brackets: FAPS / FAPB series
swivel & Swivel with brake
threaded with plain bearing
the base material of the bracket is
Chrome plating

Wheels: FA series
Wheel with Plain bearing
Wheel cover is TPR
the base material of the wheel rim is
Chrome plating

| Swivel Caster | | Swivel whit brake Caster | |  mm |  mm |  mm |  mm |  Kg |
|---------------|-----------|--------------------------|-----------|---|---|--|---|---|
| Ref.No. | Code | Ref.No. | Code | Wheel | Wheel Width | Total Height | Bolt Size | load capacity |
| 0301031002025 | FAP28S75 | 0301031002027 | FAP28B75 | 75 | 32 | 120 | m12 | 110 |
| 0301031002026 | FAP28S100 | 0301031002028 | FAP28B100 | 100 | 32 | 135 | m12 | 150 |
| 0301031002017 | FAP28S125 | 0301031002019 | FAP28B125 | 125 | 32 | 158 | m12 | 170 |
| 0301031002018 | FAP28S160 | 0301031002020 | FAP28B160 | 150 | 32 | 190 | m12 | 180 |
| 0301031002029 | FAP28S200 | 0301031002030 | FAP28B200 | 200 | 32 | 200 | m12 | 200 |

Series: TPHSS /TPHSB
Light Duty MEDICAL PP Casters

 100-120 kg



Brackets: TPHSS /TPHSB series
swivel & Swivel with brake threaded
with plain bearing the base material of
the bracket is PP

Wheels: TPHS series
Wheel with Plain bearing
Wheel cover is PU
the base material of the wheel rim is PP

| Swivel Caster | | Swivel with brake Caster | |  mm |  mm |  mm |  mm |  mm |  Kg |
|---------------|-----------------|--------------------------|-----------------|---|---|--|---|---|---|
| Ref.No. | Code | Ref.No. | Code | Wheel | Wheel Width | Total Height | Plate Size | Bolt Hole Spacing | load capacity |
| 0301040101001 | TPHSS75 | 0301040101004 | TPHSB75 | 75 | 32 | 142 | 94x62 | 75x45 | 100 |
| 0301040101002 | TPHSS100 | 0301040101005 | TPHSB100 | 100 | 32 | 170 | 95x66 | 75x45 | 110 |



Series: TPHTMS /TPHTMB/TPHTPS/TPHTPB
Light Duty MEDICAL PP Casters

110-120 kg



Brackets: TPHSMS /TPHSMB series
swivel & Swivel with brake threaded
with plain bearing the base material of
the bracket is PP


Wheels: TPHS series
Wheel with Plain bearing
Wheel cover is PU
the base material of the wheel rim is PP

| Swivel Caster | | Swivel whit brake Caster | |  mm |  mm |  mm |  mm |  Kg |
|---------------|-----------|--------------------------|-----------|---|---|--|---|---|
| Ref.No. | Code | Ref.No. | Code | Wheel | Wheel Width | Total Height | Bolt Size | load capacity |
| 0301040101008 | TPHSMS100 | 0301040101011 | TPHSMB100 | 100 | 32 | 170 | m12 | 110 |
| 0301040101012 | TPHSMS125 | 0301040101013 | TPHSMB125 | 125 | 32 | 200 | m12 | 120 |




Brackets: TPHSPS /TPHSPB Series
swivel & Swivel with brake
threaded with plain bearing the
base material of the bracket is
Chrome plating

Wheels: B series
Wheel with Plain bearing
Wheel cover is Chrome plating
the base material of the wheel rim is
Chrome plating

| Swivel Caster | | Swivel whit brake Caster | |  mm |  mm |  mm |  mm |  Kg |
|---------------|-----------|--------------------------|-----------|--|--|---|--|--|
| Ref.No. | Code | Ref.No. | Code | Wheel | Wheel Width | Total Height | Bolt Size | load capacity |
| 0301040101028 | TPHSPS125 | 0301040101029 | TPHSPB125 | 125 | 32 | 200 | p28 | 120 |

Series: TPHTS / TPHTB
Light Duty MEDICAL PP Casters

 100-110 kg



Brackets: TPHTS / TPHTB series swivel & Swivel with brake threaded with plain bearing the base material of the bracket is PP

Wheels: TPHT series
Wheel with Plain bearing
Wheel cover is PU
the base material of the wheel rim is PP

| Swivel Caster | | Swivel with brake Caster | |  mm |  mm |  mm |  mm |  mm |  Kg |
|---------------|-----------------|--------------------------|-----------------|---|---|--|---|---|---|
| Ref.No. | Code | Ref.No. | Code | Wheel | Wheel Width | Total Height | Plate Size | Bolt Hole Spacing | load capacity |
| 0301040101016 | TPHTS75 | 0301040101018 | TPHTB75 | 75 | 32 | 150 | 94x62 | 75x45 | 100 |
| 0301040101017 | TPHTS100 | 0301040101019 | TPHTB100 | 100 | 32 | 170 | 95x66 | 75x45 | 120 |



Series: TPHTMS /TPHTMB/TPHTPS/TPHTPB
Light Duty MEDICAL PP Casters

100-200 kg



Brackets: TPHTMS / TPHTMS series
swivel & Swivel with brake
threaded with plain bearing the
base material of the bracket is
Chrome plating

Wheels: B series
Wheel with Plain bearing
Wheel cover is Chrome plating
the base material of the wheel rim is
Chrome plating


| Swivel Caster | | Swivel whit brake Caster | |  mm |  mm |  mm |  mm |  Kg |
|---------------|-----------|--------------------------|-----------|---|---|--|---|---|
| Ref.No. | Code | Ref.No. | Code | Wheel | Wheel Width | Total Height | Bolt Size | load capacity |
| 0301040101020 | TPHTMS75 | 0301040101022 | TPHTMB75 | 75 | 32 | 150 | m12 | 100 |
| 0301040101021 | TPHTMS100 | 0301040101023 | TPHTMB100 | 100 | 32 | 170 | m12 | 110 |
| 0301040101024 | TPHTMS125 | 0301040101025 | TPHTMB125 | 125 | 32 | 200 | m12 | 120 |



Brackets: TPHTPS / TPHTPS series
swivel & Swivel with brake
threaded with plain bearing the
base material of the bracket is
Chrome plating

Wheels: B series
Wheel with Plain bearing
Wheel cover is Chrome plating
the base material of the wheel rim is
Chrome plating

| Swivel Caster | | Swivel whit brake Caster | |  mm |  mm |  mm |  mm |  Kg |
|---------------|-----------|--------------------------|-----------|--|--|---|--|--|
| Ref.No. | Code | Ref.No. | Code | Wheel | Wheel Width | Total Height | Bolt Size | load capacity |
| 0301040101030 | TPHTPS125 | 0301040101031 | TPHTPB125 | 125 | 32 | 150 | p28 | 120 |



Iron Powder



Series: TTS / TTB / TTMS / TTMB
Light Duty MEDICAL PP Casters

110-120 kg



Brackets: TTS / TTB series
swivel & Swivel with brake top plat with
double ball bearing
the base material of the bracket is PP

Wheels: TT series
Wheel with double ball bearing
Wheel cover is PU
the base material of the wheel
rim is PP

| Swivel Caster | | Swivel with brake Caster | |  mm |  mm |  mm |  mm |  mm |  Kg |
|---------------|--------|--------------------------|--------|---|---|--|---|---|---|
| Ref.No. | Code | Ref.No. | Code | Wheel | Wheel Width | Total Height | Plate Size | Bolt Hole Spacing | load capacity |
| 0301040102004 | TTS100 | 0301040102009 | TTB100 | 100 | 32 | 142 | 94x62 | 75x45 | 110 |
| 0301040102005 | TTS125 | 0301040102010 | TTB125 | 125 | 32 | 170 | 95x66 | 75x45 | 120 |



Brackets: TTMS / TTMB series
swivel & Swivel with brake
threaded with double ball bearing
the base material of the bracket is PP
is PP

Wheels: TT series
Wheel with double ball bearing
Wheel cover is PU
the base material of the wheel
rim is PP

| Swivel Caster | | Swivel whit brake Caster | |  mm |  mm |  mm |  mm |  Kg |
|---------------|---------|--------------------------|---------|--|--|---|--|--|
| Ref.No. | Code | Ref.No. | Code | Wheel | Wheel Width | Total Height | Bolt Size | load capacity |
| 0301040102015 | TTMS100 | 0301040102022 | TTMB100 | 100 | 32 | 142 | m12 | 110 |

Series: X1-MS / X1-MB / X1-PS / X1-PB
Light Duty MEDICAL PP Casters

 65 - 100 kg



Brackets: X1-MS / X1-MB series
swivel & Swivel with brake
threaded with Ball bearing the
base material of the bracket is
PP/IRON is iron






Wheels: X1 series
Wheel with douWheel with Plain bearing
Wheel cover is PU
the base material of the wheel rim is PP

| Swivel Caster | | Swivel whit brake Caster | |  mm |  mm |  mm |  mm |  Kg |
|---------------|----------|--------------------------|----------|---|---|--|---|---|
| Ref.No. | Code | Ref.No. | Code | Wheel | Wheel Width | Total Height | Bolt Size | load capacity |
| 0301040104001 | X1-MS75 | 0301040104004 | X1-MB75 | 75 | 23 | 119 | m12 | 65 |
| 0301040104002 | X1-MS100 | 0301040104005 | X1-MB100 | 100 | 30 | 145 | m12 | 70 |
| 0301040104003 | X1-MS125 | 0301040104006 | X1-MB125 | 125 | 31 | 170 | m12 | 100 |



Brackets: X1-PS / X1-PB series
swivel & Swivel with brake
threaded with Ball bearing the
base material of the bracket is
PP/IRON is iron

Wheels: X1 series
Wheel with douWheel with Plain bearing
Wheel cover is PU
the base material of the wheel rim is PP

| Swivel Caster | | Swivel whit brake Caster | |  mm |  mm |  mm |  mm |  Kg |
|---------------|----------|--------------------------|----------|--|--|---|--|--|
| Ref.No. | Code | Ref.No. | Code | Wheel | Wheel Width | Total Height | Bolt Size | load capacity |
| 0301040104007 | X1-PS125 | 0301040104008 | X1-PB125 | 125 | 31 | 160 | p28 | 100 |

Series: BW / B2W / PWMS / PWMB
MEDICAL central bed Casters

50-125 kg



Brackets: BW / B2W series
swivel & Swivel with brake
threaded with plain bearing the
base material of the bracket is
PP

Wheels: B series
Wheel with Plain bearing
Wheel cover is PU
the base material of the wheel rim is PP

| Swivel Caster | | Swivel whit brake Caster | |  mm |  mm |  mm |  mm |  Kg |
|---------------|-------|--------------------------|--------|---|---|--|---|---|
| Ref.No. | Code | Ref.No. | Code | Wheel | Wheel Width | Total Height | Bolt Size | load capacity |
| 0301010201024 | BW50 | 0301010201028 | BW50 | 50 | 50 | 90 | m12 | 50 |
| 0301010201025 | BW75 | 0301010201029 | B2W75 | 75 | 52 | 120 | m12 | 60 |
| 0301010201026 | BW100 | 0301010201030 | B2W100 | 100 | 57 | 125 | m12 | 80 |
| 0301010201027 | BW125 | 0301010201031 | B2W125 | 125 | 65 | 153 | m12 | 125 |



Brackets: PWMS / PWMB series
swivel & Swivel with brake
threaded with plain bearing the
base material of the bracket is
PP

Wheels: PW series
Wheel with Plain bearing
Wheel cover is PU
the base material of the wheel rim is PP

| Swivel Caster | | Swivel whit brake Caster | |  mm |  mm |  mm |  mm |  Kg |
|---------------|---------|--------------------------|---------|--|--|---|--|--|
| Ref.No. | Code | Ref.No. | Code | Wheel | Wheel Width | Total Height | Bolt Size | load capacity |
| 0301040201009 | PWMS50 | 0301040201013 | PWMB50 | 50 | 50 | 90 | m12 | 50 |
| 0301040201010 | PWMS75 | 0301040201014 | PWMB75 | 75 | 52 | 120 | m12 | 60 |
| 0301040201011 | PWMS100 | 0301040201015 | PWMB100 | 100 | 57 | 125 | m12 | 80 |
| 0301040201012 | PWMS125 | 0301040201016 | PWMB125 | 125 | 65 | 153 | m12 | 125 |

Series: TPM2 / TPM3

MEDICAL central bed Casters

120-135kg



Brackets: TPM2 / TPM3 series
swivel & central brake caster
the base material of the bracket
is iron is PP

Wheels: TPM series
Wheel with double ball bearing
Wheel cover is PU
the base material of the wheel rim is PP

Swivel with brake plug pin



| Ref.No. | Code | Ref.No. | Code | Wheel | Wheel Width | Total Height | Bolt Size | load capacity |
|---------------|----------|---------------|----------|-------|-------------|--------------|-----------|---------------|
| 0301040103001 | TPM2-150 | 0301040103002 | TPM3-150 | 150 | 30 | 190 | P28 | 120 |



Brackets: TPM2 / TPM3 series
swivel & central brake caster
the base material of the bracket
is iron is PP

Wheels: TPM series
Wheel with double ball bearing
Wheel cover is PU
the base material of the wheel rim is PP

Swivel with brake plug pin



| Ref.No. | Code | Ref.No. | Code | Wheel | Wheel Width | Total Height | Bolt Size | load capacity |
|---------------|----------|---------------|----------|-------|-------------|--------------|-----------|---------------|
| 0301040103003 | TPM2-200 | 0301040103004 | TPM3-200 | 200 | 30 | 245 | P28 | 135 |





Only Wheels



Series: DPU
Heavy-duty industrial pu wheels

 400- 650 kg



Accessories: DPU series
Wheel with double ball bearing
Wheel cover is pu

Wheels



| Ref.No. | Code | Wheel | Wheel Width | Axel bore | Hub length | load capacity |
|---------------|-----------|-------|-------------|-----------|------------|---------------|
| 0301050301002 | DPU60*80 | 80 | 60 | 20 | 60 | 400 |
| 0301050301003 | DPU70*80 | 80 | 70 | 20 | 70 | 450 |
| 0301050301004 | DPU80*80 | 80 | 80 | 20 | 80 | 500 |
| 0301050301005 | DPU90*80 | 80 | 90 | 20 | 90 | 550 |
| 0301050301006 | DPU100*80 | 80 | 100 | 20 | 100 | 600 |
| 0301050301007 | DPU180 | 180 | 50 | 20 | 57 | 620 |
| 0301050301008 | DPU200 | 200 | 50 | 20 | 57 | 650 |



Series: DP
Heavy-duty industrial pu wheels

 300 kg



Accessories: cast iron series
Wheel with double bearings
The wheel cover is rubber



Wheels



| Ref No. | Code | Wheel | Wheel Width | Axle bore | Hub length | load capacity |
|---------------|------------|-------|-------------|-----------|------------|---------------|
| 0301030401014 | DP350 | 350 | 80 | 25 | 80 | 300 |
| 0301050103001 | DP280 | 280 | 82 | 25 | 80 | 300 |
| 0301050103002 | DP280-RING | 280 | 82 | 25 | 80 | 300 |



Series:DLS/DPSH/DLSH

RUBBER WHEELS CASTER

 200-350 kg

Accessories:DLSH/DLS/ series
Wheel with double ball bearing
Wheel cover is RUBBER
the base material of the wheel rim is IRON

Wheels








| Ref.No. | Code | Wheel  | Wheel Width  | Axel bore  | Hub length  | load capacity  |
|---------------|---------------------|--|--|--|---|--|
| | | mm | mm | mm | mm | Kg |
| 0301050102001 | DLS350 | 350 | 80 | 25 | 75 | 200 |
| 0301050102003 | DLS350-AJDAR | 350 | 80 | 20 | 70 | 350 |
| 0301050102004 | DLS350-TIRE | 350 | 80 | 20 | 75 | 350 |
| 0301050101004 | DLSH350 | 350 | 80 | 20 | 65 | 200 |
| 0301050101005 | DLSH350V2 | 350 | 80 | 20 | 65 | 200 |

Accessories: DPSH series
Wheel with Plain bearing
Wheel cover is PVC
the base material of the wheel rim is PP/IRON

Wheels



| Ref.No. | Code | Wheel  | Wheel Width  | Axel bore  | Hub length  | load capacity  |
|---------------|----------------|--|--|--|---|--|
| | | mm | mm | mm | mm | Kg |
| 0301050101001 | DPSH280 | 280 | 80 | 20 | 75 | 200 |
| 0301050101002 | DPSH300 | 300 | 60 | 20 | 65 | 220 |
| 0301050101003 | DPSH350 | 350 | 60 | 20 | 65 | 350 |






Series: COMPB/CHP-SHOP
PVC WHEELS CASTERS

32-57 kg

Accessories: COMPB series
Wheel with Plain bearing/ball bearing
Wheel cover is PVC
the base material of the wheel rim is PP/IRON

Wheels



| Ref.No. | Code | Wheel | Wheel Width | Axel bore | Hub length |
|---------------|-----------|-------|-------------|-----------|------------|
| 0301050201002 | COMBP 200 | 200 | 50 | 20 | 55 |
| 0301050201003 | COMBP250 | 250 | 50 | 20 | 57 |

Accessories: CHP-SHOP series
Wheel with Plain bearing
Wheel cover is PVC
the base material of the wheel rim is PP/IRON

Wheels



| Ref.No. | Code | Wheel | Wheel Width | Axel bore | Hub length |
|---------------|--------------|-------|-------------|-----------|------------|
| 0301050101008 | CHP-SHOP206 | 140 | 42 | 8 | 43 |
| 0301050101007 | CHP-SHOPP125 | 130 | 30 | 8 | 32 |
| 0301050101013 | CHP-SHOPF125 | 130 | 30 | 8 | 32 |

Series: T-SHAFT/ STP-FULL
PVC WHEELS CASTERS



Accessories: TSH-SHAFT series
Wheel with Plain bearing
Wheel cover is PVC

Wheels



| Ref.No. | Code | Wheel | Wheel Width | Axel bore | Hub length |
|---------------|--------------------|-------|-------------|-----------|------------|
| 0301050101014 | TSH-SHAFT20 | 320 | 45 | 20 | 75 |
| 0301050101015 | TSH-SHAFT25 | 320 | 45 | 25 | 75 |
| 0301050101012 | TL-SHAFT20 | 300 | 45 | 20 | 75 |



0301050402001 **STPDL-FULL**

0301050401001 **STP-FULL**



 PARS
CASTER

VALIZADEH INDUSTRIAL GROUP



**Heavy adjustable
leveling stand and casters**





Series: E7 / CHP406-HAND

Heavy adjustable leveling stand and casters

 50 -750 kg



Brackets: E7 series
swivel & leveling stand top plat
with Plain bearing
the base material of the bracket
is cast iron

Wheels: E7series
Wheel with Plain bearing
the base material of the wheel is PP


JACK STOP

| Ref.No. | Code | Wheel  | Wheel Width  | Total Height  | Plate Size  | Bolt Hole Spacing  | load capacity  |
|---------------|---------------|--|--|--|---|--|--|
| 0302010801001 | E7-40 | 40 | 20 | 75 | 55x55 | 43x43 | 50 |
| 0302010801002 | E7-60 | 50 | 25 | 87 | 73x73 | 60x60 | 250 |
| 0302010801003 | E7-80 | 63 | 32 | 110 | 90x90 | 70x70 | 500 |
| 0302010801004 | E7-100 | 75 | 32 | 125 | 96x96 | 70x70 | 750 |



Adjustable : Heavy adjustable leveling iron stand

Adjustable

| Ref.No. | Code | pollen diameter  | Floor height  | Total height  | Plate Size  | Bolt Hole Spacing  | load capacity  |
|---------------|---------------------|--|---|--|---|--|--|
| 0302010701002 | CHP406-HANDB | 80 | 31 | 154 | 116x100 | 100x12 | 300 |





 **PARS**
CASTER

Heavy Adjustable

 **PARS**
CASTER
WILZADEH INDUSTRIAL GROUP

Series: TTF
Heavy adjustable

 70-500kg



Adjustable : Heavy adjustable leveling iron stand

Adjustable



| Ref.No. | Code | pollen diameter mm | Floor height mm | Screw size mm | Total height mm | Nut mm | Wrench mm | load capacity Kg |
|---------------|-----------------|-----------------------|--------------------|------------------|--------------------|-----------|--------------|---------------------|
| 0302010101001 | TTF608 | 60 | 23 | M8 | 115 | 2x8 | 13 | 70 |
| 0302010101002 | TTF60108 | 60 | 23 | M10 | 133 | 2x10 | 17 | 80 |
| 0302010101003 | TTF6012 | 60 | 23 | M12 | 133 | 2x12 | 19 | 100 |
| 0302010101004 | TTF9012 | 90 | 30 | M12 | 140 | 2x12 | 19 | 150 |
| 0302010101005 | TTF9014 | 90 | 30 | M14 | 140 | 2x14 | 22 | 170 |
| 0302010101006 | TTF9016 | 90 | 30 | M16 | 140 | 2x16 | 24 | 200 |
| 0302010101007 | TTF9020 | 90 | 30 | M20 | 140 | 2x20 | 30 | 210 |
| 0302010101008 | TTF13514 | 135 | 35 | M14 | 145 | 2x14 | 22 | 250 |
| 0302010101009 | TTF13516 | 135 | 35 | M16 | 145 | 2x16 | 24 | 280 |
| 0302010101010 | TTF13520 | 135 | 35 | M20 | 145 | 2x20 | 30 | 300 |
| 0302010101011 | TTF13524 | 135 | 35 | M24 | 145 | 2x24 | 36 | 350 |
| 0302010101012 | TTF16020 | 160 | 40 | M20 | 160 | 2x20 | 30 | 400 |
| 0302010101013 | TTF16022 | 160 | 40 | M22 | 160 | 2x22 | 32 | 450 |
| 0302010101014 | TTF16024 | 160 | 40 | M24 | 160 | 2x24 | 36 | 500 |



Series: TTS/TTP

Heavy adjustable leveling pp stand

35-150 kg



Adjustable : Heavy adjustable leveling pp stand

Adjustable



| Ref.No. | Code | pollen diameter mm | Floor height mm | Screw size mm | Total height mm | Nut mm | Wrench mm | load capacity Kg |
|---------------|------------|-----------------------|--------------------|------------------|--------------------|-----------|--------------|---------------------|
| 0302010301001 | TTS-80*12 | 80 | 50 | 12 | 150 | 1x12 | 19 | 50 |
| 0302010301002 | TTS-100*16 | 100 | 55 | 16 | 150 | 1x16 | 24 | 150 |



Adjustable : Heavy adjustable leveling pp stand

Adjustable



| Ref.No. | Code | pollen diameter mm | Floor height mm | Screw size mm | Total height mm | Wrench mm | load capacity Kg |
|---------------|----------|-----------------------|--------------------|------------------|--------------------|--------------|---------------------|
| 0302010201016 | TTP50103 | 50 | 27 | 10 | 63 | 17 | 35 |
| 0302010201003 | TTP50123 | 50 | 27 | 12 | 63 | 19 | 50 |
| 0302010201004 | TTP50126 | 50 | 27 | 12 | 90 | 19 | 50 |
| 0302010201005 | TTP60104 | 60 | 30 | 10 | 72 | 17 | 45 |
| 0302010201006 | TTP60124 | 60 | 30 | 12 | 72 | 19 | 60 |

Series: TTP/TTP
Heavy adjustable

 10-75 kg



Adjustable : Heavy adjustable leveling pp stand

Adjustable



| Ref.No. | Code | pollen diameter mm | Floor height mm | Screw size mm | Total height mm | Wrench mm | load capacity Kg |
|---------------|---------------|-----------------------|--------------------|------------------|--------------------|--------------|---------------------|
| 0302010201001 | TTP406 | 40 | 22 | 6 | 56 | 10 | 10 |
| 0302010201002 | TTP408 | 40 | 22 | 8 | 56 | 13 | 10 |



Adjustable : Heavy adjustable leveling pp stand

Adjustable



| Ref.No. | Code | pollen diameter mm | Floor height mm | Screw size mm | Total height mm | Wrench mm | load capacity Kg |
|---------------|-----------------|-----------------------|--------------------|------------------|--------------------|--------------|---------------------|
| 0302010201018 | TTP80*12 | 80 | 40 | 12 | 84 | 19 | 50 |
| 0302010201019 | TTP80*16 | 80 | 40 | 16 | 84 | 24 | 75 |



Series: TTA/ TTT

Heavy adjustable leveling rubber stand

26- 75 kg



Adjustable : Heavy adjustable leveling rubber stand

Adjustable



| Ref.No. | Code | pollen diameter | Floor height | Screw size | Total height | Wrench | load capacity |
|---------------|-----------|-----------------|--------------|------------|--------------|--------|---------------|
| 0302011001001 | TTA401035 | 40 | 25 | 10 | 60 | 17 | 60 |
| 0302011001002 | TTA601235 | 60 | 28 | 12 | 60 | 19 | 75 |



Adjustable : Heavy adjustable leveling pp stand

Adjustable



| Ref.No. | Code | pollen diameter | Screw size | Total height |
|---------------|-------------|-----------------|------------|--------------|
| 0302010201020 | TTT30*30*10 | 30x30 | 10 | 26 |
| 0302010201021 | TTT40*40*12 | 40x40 | 12 | 34 |
| 0302010201022 | TTT40*40*16 | 40x40 | 16 | 34 |



**Pulley Sliding Heavy
Duty Gates**

Series: GGD/GGK
Pulley sliding heavy duty gates

50-300 kg



ROLLER: Iron roller with ball bearing
upper pulley top roller for hanging door

| Roller | |  mm |  mm |  Kg |
|---------------|---------|---|---|--|
| Ref.No. | Code | Wheel | Wheel Width | load capacity |
| 0304010101001 | GGDS30S | 30 | 30 | 50 |
| 0304010101002 | GGDS40S | 40 | 40 | 100 |
| 0304010101003 | GGDS50S | 50 | 50 | 150 |
| 0304010101004 | GGDS70S | 70 | 70 | 300 |



ROLLER: Iron roller cover with double ball bearing

| Roller | |  mm |  mm |  Kg |
|---------------|----------|--|--|---|
| Ref.No. | Code | Wheel | Wheel Width | load capacity |
| 0304010204001 | GGK6033 | 60 | 33 | 150 |
| 0304010204002 | GGK8033 | 80 | 33 | 220 |
| 0304010204003 | GGK10033 | 100 | 33 | 300 |







Series: GG/GGR

Pulley sliding heavy duty gates

50- 300kg







ROLLER: cast iron roller with double ball bearing

| Roller | |  mm |  mm |  mm |  Kg |
|---------------|----------------|--|--|---|--|
| Ref.No. | Code | Wheel | Wheel Width | Axle bore | load capacity |
| 0304010201001 | GG5525 | 55 | 25 | 10 | 50 |
| 0304010201002 | GG6033 | 60 | 33 | 12 | 80 |
| 0304010201003 | GG8033 | 80 | 33 | 17 | 150 |
| 0304010201014 | GG15050 | 150 | 50 | 20 | 300 |
| 0304010201006 | GG10033 | 100 | 33 | 17 | 200 |
| 0304010201007 | GG10040 | 100 | 40 | 17 | 200 |
| 0304010201008 | GG10050 | 100 | 50 | 17 | 220 |
| 0304010201010 | GG12040 | 120 | 40 | 17 | 250 |
| 0304010201011 | GG12050 | 120 | 50 | 17 | 260 |



ROLLER: cast iron roller with double ball bearing

| Roller | |  mm |  mm |  mm |  Kg |
|---------------|---------------|--|--|---|--|
| Ref.No. | Code | Wheel | Wheel Width | Axle bore | load capacity |
| 0304010201019 | GGR60 | 60 | 33 | 17 | 80 |
| 0304010201020 | GGR80 | 80 | 37 | 20 | 150 |
| 0304010201021 | GGR100 | 100 | 40 | 20 | 200 |
| 0304010201022 | GGR120 | 120 | 42 | 20 | 210 |
| 0304010201023 | GGR140 | 140 | 42 | 20 | 220 |

Series: GGT
Pulley sliding heavy duty gates

 50- 200 kg



ROLLER: cast iron roller with double ball bearing

Roller



| Ref.No. | Code | Wheel mm | Wheel Width mm | Axel bore mm |
|---------------|-----------------|-------------|-------------------|-----------------|
| 0304010201029 | GGT6020 | 60 | 20 | 15 |
| 0304010201030 | GGT8020 | 80 | 20 | 17 |
| 0304010201031 | GGT10020 | 100 | 20 | 17 |
| 0304010201032 | GGT12020 | 120 | 20 | 22 |
| 0304010201033 | GGT15020 | 150 | 20 | 22 |
| 0304010201034 | GGT18020 | 180 | 20 | 22 |
| 0304010201035 | GGT20020 | 200 | 20 | 22 |
| 0304010201036 | GGT25020 | 250 | 20 | 30 |





Shopping Hand Trolley

Series: CHP
HAND TROLLEY



Trolley: trolley with guard

Platform hand truck

| Ref.No. | Code | length and width |
|---------------|-------------------|------------------|
| 0303010201003 | CHP-507-1208028 | 80x120 |
| 0303010201002 | CHP-507-1007020 | 70x100 |
| 0303010201001 | CHP-507-906016 | 60x90 |
| 0303010202006 | CHP-402-120805028 | 80x120 |
| 0303010202004 | CHP-402-100705020 | 70x100 |
| 0303010202002 | CHP-402-90605016 | 60x90 |
| 0303010202005 | CHP-402-120803028 | 80x120 |
| 0303010202003 | CHP-402-100703020 | 70x100 |
| 0303010202001 | CHP-402-90603016 | 60x90 |



Trolley

| length and width | Code | Ref.No. |
|------------------|----------------|---------------|
| 50x40x2 | CHP406-50x40x3 | 0303010101001 |
| 40x33x2 | CHP406-40x33x2 | 0303010101002 |
| 50x50x3 | CHP406-50x50x3 | 0303010101003 |
| 50x50x4 | CHP406-HIGH | 0303010101006 |
| 50x40x2 | CHP410-HIGH | 0303010101007 |

Series: CHP
HAND TROLLEY



Trolley

| Ref.No. | Code | |
|---------------|----------------|---------|
| 0303010101004 | CHP406-50x33x2 | 50x33x2 |
| 0303010101005 | CHP406-40x25x2 | 40x25x2 |
| 0303010101008 | CHP-409 | - |



Trolley

| Ref.No. | Code | |
|---------------|----------------|-------|
| 0303010203001 | CHP510-9060125 | 90x60 |
| 0303010203002 | CHP511-9060125 | 90x60 |
| 0303010203003 | CHP512-9060125 | 90x60 |





Series: CHP
HAND TROLLEY



Trolley

| Ref.No. | Code | |
|---------------|--------------|---------|
| 0303020101001 | CHP614-60 | 60 LIT |
| 0303020101002 | CHP614-8075 | 80 LIT |
| 0303020101003 | CHP614-120 | 120 LIT |
| 0303020101004 | CHP614-180 | 180 LIT |
| 0303020101006 | CHP614-80100 | 80 LIT |
| 0303020101005 | CHP614-220 | 220 LIT |

Trolley

| Ref.No. | Code | |
|---------------|--------|--------|
| 0303020102001 | CHP-SH | 20 LIT |



Trolley

| Ref.No. | Code | |
|---------------|----------|------------|
| 0305030101001 | CHP2-501 | 105x50x105 |
| 0305030101002 | CHP2-502 | 87x45x107 |
| 0305030102001 | CHP3-501 | 105x50x105 |
| 0305030102002 | CHP3-502 | 87x45x107 |







**PARS
CASTER**
VALZADEH INDUSTRIAL GROUP



Industrial Steel Ball



Series: SB1
Mass Per Ball



1 MASS PER BALL

| mm | in | kg | - |
|--------|---------|-------|-----------|
| 46,038 | 1 13/16 | 0,403 | RB-46.038 |
| 47,625 | 1 7/8 | 0,446 | RB-47.625 |
| 49,212 | 1 15/16 | 0,490 | RB-49.212 |
| 50 | - | 0,514 | RB-50 |
| 50,800 | 2 | 0,539 | RB-50.8 |
| 53,975 | 2 1/8 | 0,646 | RB-53.975 |
| 55 | - | 0,679 | RB-55 |
| 57,150 | 2 1/4 | 0,767 | RB-57.15 |
| 60 | - | 0,882 | RB-60 |
| 60,325 | 2 3/8 | 0,902 | RB-60.325 |
| 63,500 | 2 1/2 | 1,03 | RB-63.5 |
| 65 | - | 1,13 | RB-65 |
| 66,675 | 2 5/8 | 1,22 | RB-66.675 |
| 69,850 | 2 3/4 | 1,40 | RB-69.85 |
| 70 | - | 1,41 | RB-70 |
| 73,025 | 2 7/8 | 1,60 | RB-73.025 |
| 75 | - | 1,74 | RB-75 |
| 76,200 | 3 | 1,82 | RB-76.2 |

| mm | in | kg | - |
|--------|-------|------|----------|
| 80 | - | 2,10 | RB-80 |
| 82,550 | 3 1/4 | 2,31 | RB-82.55 |
| 85 | - | 2,52 | RB-85 |
| 88,900 | 3 1/2 | 2,89 | RB-88.9 |
| 90 | - | 3,00 | RB-90 |
| 95 | - | 3,52 | RB-95 |
| 95,250 | 3 3/4 | 3,55 | RB-95.25 |
| 100 | - | 4,11 | RB-100 |
| 110 | - | 5,47 | RB-110 |
| 120 | - | 7,10 | RB-120 |
| 127 | 5 | 8,42 | RB-127 |
| 150 | - | 13,9 | RB-150 |
| 200 | - | 32,9 | RB-200 |
| 250 | - | 64,2 | RB-250 |



Series:SB10
10 Mass Per Ball




10 MASS PER BALL

| mm | in | kg | - |
|--------|--------|-------|-----------|
| 22,225 | 7/8 | 0,452 | RB-22.225 |
| 22,5 | - | 0,468 | RB-22.5 |
| 23 | - | 0,500 | RB-23 |
| 23,812 | 15/16 | 0,555 | RB-23.812 |
| 24 | - | 0,568 | RB-24 |
| 25 | - | 0,642 | RB-25 |
| 25,400 | 1 | 0,674 | RB-25.4 |
| 26 | - | 0,723 | RB-26 |
| 26,988 | 1 1/16 | 0,808 | RB-26.988 |
| 28 | - | 0,902 | RB-28 |
| 28,575 | 1 1/8 | 0,955 | RB-28.575 |
| 30 | - | 1,11 | RB-30 |
| 30,162 | 1 3/16 | 1,13 | RB-30.162 |
| 31,750 | 1 1/4 | 1,32 | RB-31.75 |
| 32 | - | 1,35 | RB-32 |
| 33 | - | 1,48 | RB-33 |
| 33,338 | 1 5/16 | 1,52 | RB-33.338 |

| mm | in | kg | - |
|--------|---------|------|-----------|
| 34 | - | 1,62 | RB-34 |
| 34,925 | 1 3/8 | 1,75 | RB-34.925 |
| 35 | - | 1,77 | RB-35 |
| 36 | - | 1,92 | RB-36 |
| 36,512 | 1 7/16 | 2,00 | RB-36.512 |
| 38 | - | 2,25 | RB-38 |
| 38,100 | 1 1/2 | 2,27 | RB-38.1 |
| 39,688 | 1 9/16 | 2,57 | RB-39.688 |
| 40 | - | 2,63 | RB-40 |
| 41,275 | 1 5/8 | 2,90 | RB-41.275 |
| 42,862 | 1 11/16 | 3,24 | RB-42.862 |
| 44,450 | 1 3/4 | 3,61 | RB-44.45 |
| 45 | - | 3,74 | RB-45 |





Series:SB1000
1000 Mass Per Ball



1000 MASS PER BALL

| mm | in | kg | - |
|--------|-------|-------|-----------|
| 3 | - | 0,111 | RB-3 |
| 3,175 | 1/8 | 0,132 | RB-3.175 |
| 3,5 | - | 0,177 | RB-3.5 |
| 3,969 | 5/32 | 0,257 | RB-3.969 |
| 4 | - | 0,263 | RB-4 |
| 4,5 | - | 0,374 | RB-4.5 |
| 4,762 | 3/15 | 0,446 | RB-4.762 |
| 5 | - | 0,514 | RB-5 |
| 5,5 | - | 0,679 | RB-5.5 |
| 5,556 | 7/32 | 0,702 | RB-5.556 |
| 6 | - | 0,882 | RB-6 |
| 6,350 | 1/4 | 1,03 | RB-6.35 |
| 6,5 | - | 1,13 | RB-6.5 |
| 7 | - | 1,41 | RB-7 |
| 7,144 | 9/32 | 1,50 | RB-7.144 |
| 7,5 | - | 1,74 | RB-7.5 |
| 7,938 | 5/16 | 2,06 | RB-7.938 |
| 8 | - | 2,10 | RB-8 |
| 8,5 | - | 2,52 | RB-8.5 |
| 8,731 | 11/32 | 2,66 | RB-8.731 |
| 9 | - | 3,00 | RB-9 |
| 9,525 | 3/8 | 3,55 | RB-9.525 |
| 10 | - | 4,11 | RB-10 |
| 10,319 | 13/32 | 4,43 | RB-10.319 |



Series:SB100
100 Mass Per Ball



100 MASS PER BALL

| mm | in | kg | - |
|--------|-------|-------|-----------|
| 10,5 | - | 0,476 | RB-10.5 |
| 11 | - | 0,547 | RB-11 |
| 11,112 | 7/16 | 0,564 | RB-11.112 |
| 11,5 | - | 0,625 | RB-11.5 |
| 11,906 | 15/32 | 0,693 | RB-11.906 |
| 12 | - | 0,710 | RB-12 |
| 12.5 | - | 0,803 | RB-12.5 |
| 12,700 | 1/2 | 0,842 | RB-12.7 |
| 13 | - | 0,903 | RB-13 |
| 13,494 | 17/32 | 1,01 | RB-13.494 |
| 14 | - | 1,13 | RB-14 |
| 14,288 | 9/16 | 1,20 | RB-14.288 |
| 15 | - | 1,39 | RB-15 |
| 15,081 | 19/32 | 1,41 | RB-15.81 |
| 15,875 | 5/8 | 1,65 | RB-15,875 |
| 15 | - | 1,68 | RB-16 |
| 16,5 | - | 1,85 | RB-16.5 |

| mm | in | kg | - |
|--------|-------|------|-----------|
| 16,669 | 21/32 | 1,91 | RB-16.669 |
| 17 | - | 2,02 | RB-17 |
| 17,462 | 11/16 | 2,19 | RB-17.462 |
| 18 | - | 2,40 | RB-18 |
| 18,256 | 23/32 | 2,50 | RB-18.256 |
| 19 | - | 2,82 | RB-19 |
| 19,050 | 3/4 | 2,84 | RB-19.05 |
| 19,844 | 25/32 | 3,24 | RB-19.844 |
| 20 | - | 3,29 | RB-20 |
| 20,5 | - | 3,54 | RB-20.5 |
| 20,638 | 13/16 | 62 | RB-20.638 |
| 21 | - | 3,81 | RB-21 |
| 22 | - | 4,38 | RB-22 |



پودر آهن پارس

Pars Iron Powder



این مجموعه تولید کننده انواع ساچمه بوده ، که بر اثر فرایند تولید ساچمه با همت متخصصان داخل توانسته پودر را فراوری نموده وبه خلوص ۹۹/۹ درصد برساند که این پودر در صنایع ، خودروسازی ، داروسازی ، رنگسازی و انواع صنایع مختلف مورد مصرف می باشد.



SCAN ME

Pars Caster

www.parscaster.com

کارخانه: تهران، کیلومتر ۳۰ جاده قم، شهرک صنعتی شمس آباد، بلوار گلستان، گلشن ۱۵، پلاک ۱۱
تلفن کارخانه: ۰۲۱-۵۶۲۳۱۶۳۲-۳ فکس: ۰۲۱-۵۶۲۳۱۶۳۳



Factory: No. 30 km Qom road, Shams Abad industrial town, Golestan Boulevard 15 Golshan
, Tehran, IRAN Tel: +98 21 56231632-3 Fax: +98 21 56231633

دفتر فروش: تهران، شهرک صنعتی چهاردانگه، خیابان ۱۹، شماره ۱۰، چرخ پارس
تلفن دفتر فروش: ۰۲۱-۵۵۲۷۱۰۹۴-۲-۵۵۲۵۸۳۰۸۶-۵۵۲۴۴۰۲۱ فکس: ۰۲۱-۵۵۱۷۷۶۱۲



Sales Office: Chehardangeh Industrial Estate, 19 Street, No 10, Cherkh Pars, Tehran, IRAN
Tel: +98 21 55177612 Fax: +98 21 55244086-55271094