

OXFORD

www.irLanguage.com

WORKBOOK

مرجع زبان ایرانیان

5th  
Edition

# 1 LET'S GO



مرجع آموزش زبان ایرانیان

**IR**com  
irLanguage.com

Ritsuko Nakata  
Karen Frazier  
Barbara Hoskins

# WORKBOOK




این مجموعه با لوگوی مرجع زبان ایرانیان  
به صورت نشر بر خط و حامل به ثبت رسیده است. به ثبت رسیده است.  
کپی برداری از آن خلاف شرع، قانون و اخلاق است و شامل پیگیرد خواهد شد.

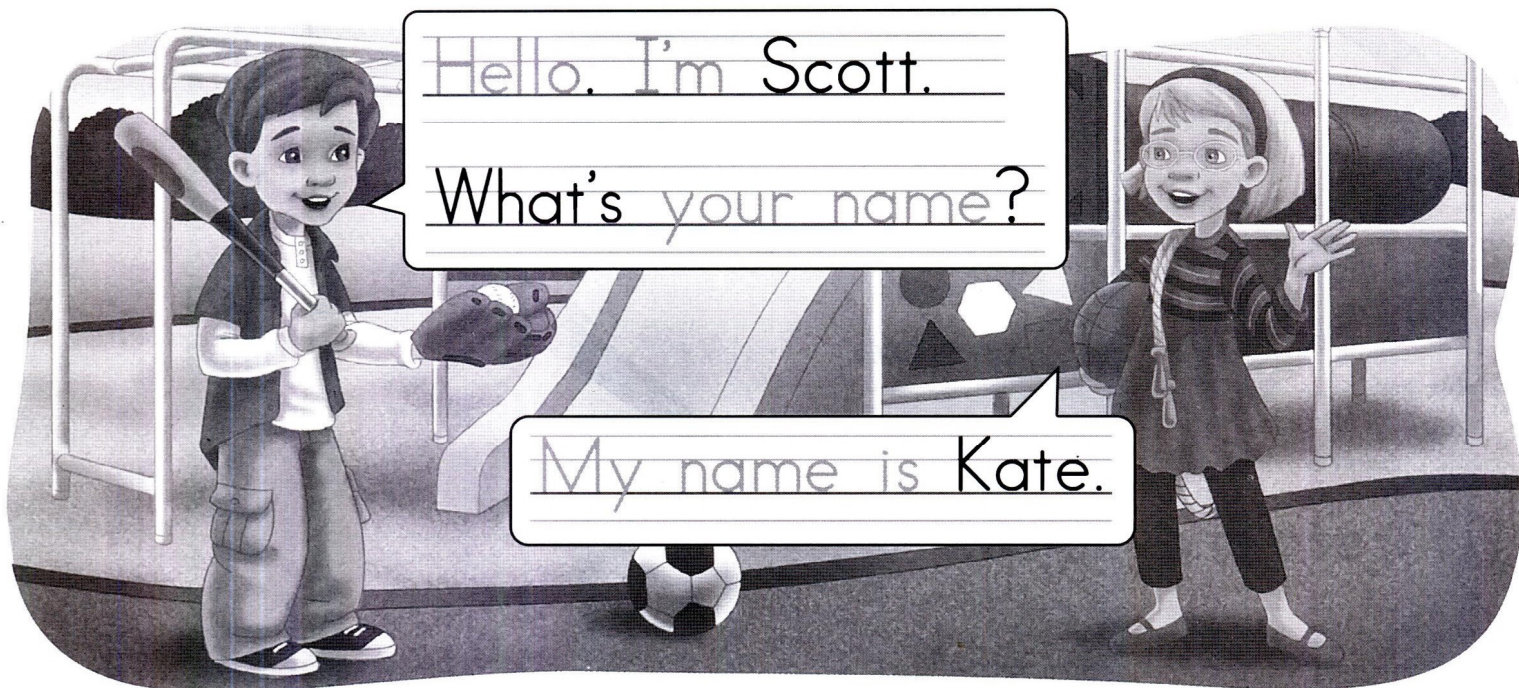
# Unit 1

## Things for School

### Let's Talk



#### A Read and trace.




#### B Trace and write.

1. What's your name?  
I'm Jenny.
2. What is =
3. I am =




# Let's Learn




## A Check.

1.




- ☐ a book  
☒ a pencil

2.



- ☐ a chair  
☐ a desk

3.



- ☐ a ruler  
☐ an eraser

4.



- ☐ a bag  
☐ a pen

## B Trace and match.

1.

It is a bag.

2.



It is a ruler.

3.

It is a desk.

4.

It is a book.




## C Read and write.

1.




It's a ruler.

2.




It's

3.




4.




## D Match.

1.




What's this?  
It's an eraser.

2.



What's this?  
It's a pencil.

3.




What's this?  
It's a pen.

✓ Parent's signature: \_\_\_\_\_


# Let's Learn More



## A Trace.



1. a marker



2. a poster



3. a globe



4. a table

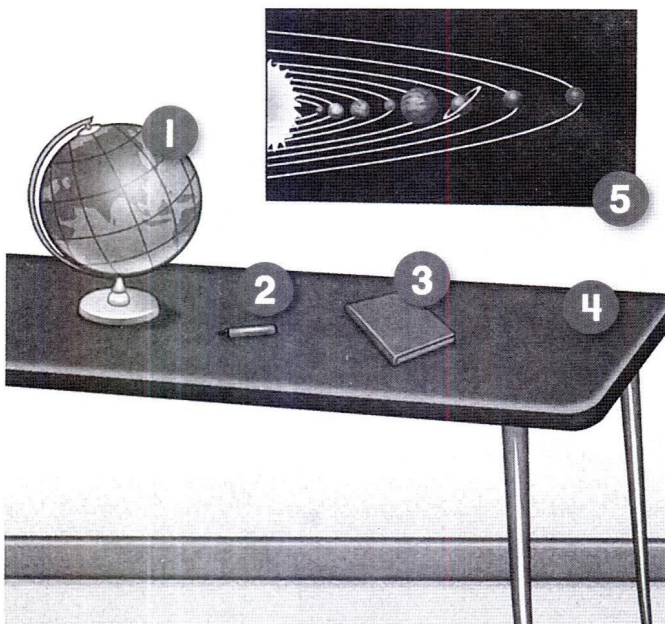


5. a wastebasket



6. a board

## B Trace and write.



1. This is a globe.

2. \_\_\_\_\_

3. \_\_\_\_\_

4. \_\_\_\_\_

5. \_\_\_\_\_

table  
book  
globe  
marker  
poster

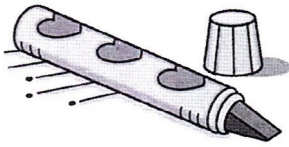
## C Unscramble, write, and circle.

1. this a Is marker

Is this ?

Yes, it is.

No, it isn't.

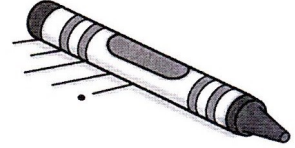


2. this Is crayon a

\_\_\_\_\_ ?

Yes, it is.

No, it isn't.

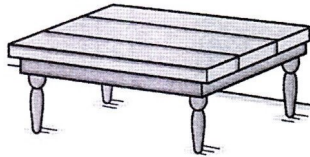


3. poster a Is this

\_\_\_\_\_ ?

Yes, it is.

No, it isn't.




4. Is wastebasket this a

\_\_\_\_\_ ?

Yes, it is.

No, it isn't.




## D Match.


1. Take out your book. •



2. Open your book. •




3. Close your book. •




4. Put away your book. •





## Phonics

### A Match.



• bird •



• peach •



• ball •



• boy •



• pencil •



• pink •

**Bb**

**Pp**

### B Write.

1. **Bb**

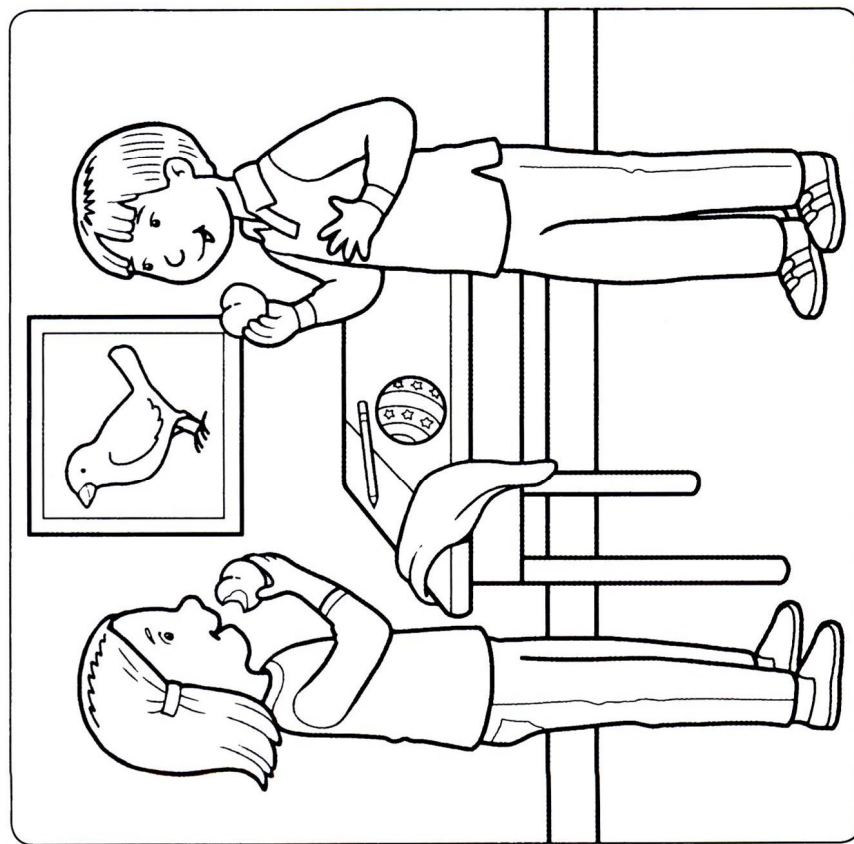
ball

2. **Pp**

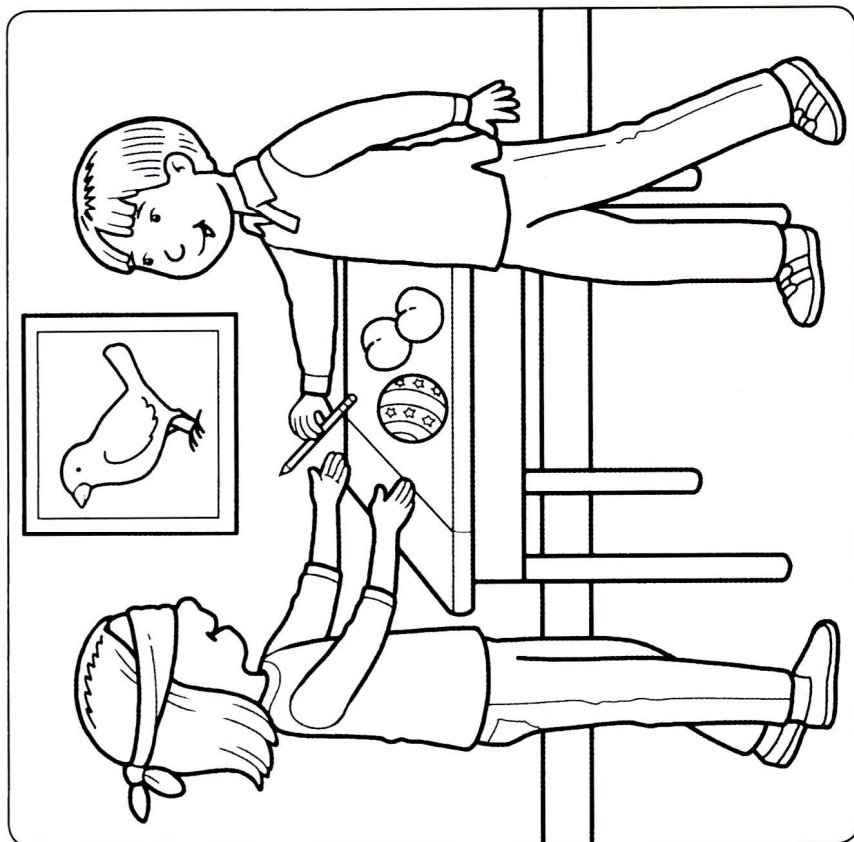
peach




# Guessing Game



It's a peach!

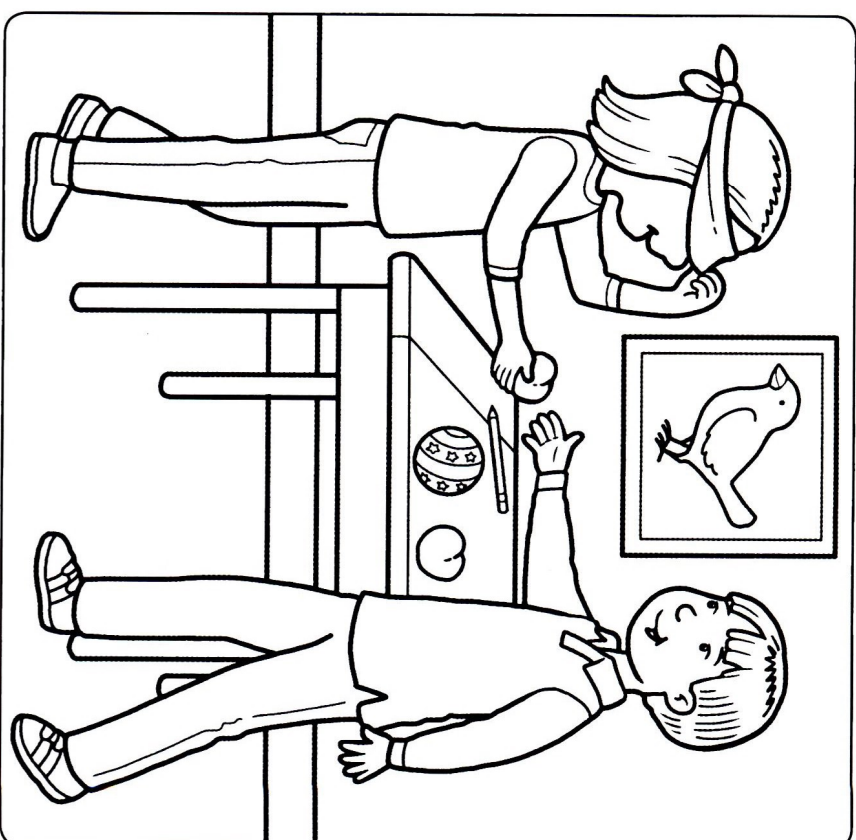


What's this?  
It's a pencil.



**Is this a ball?**  
**Yes, it is.**

2




**Is this a ball?**  
**No, it isn't.**

3

# Unit 2

## Colors and Shapes


### Let's Talk



#### A Read and trace.

Hi! How are you?

I'm fine. Thank you.




#### B Read and write.

I'm      How are you      Hi      great


\_\_\_\_\_, how are you?

I'm \_\_\_\_\_?



OK.

# Let's Learn



## A Unscramble, match, and color.

1. clabk

black



2. reganc



3. energ




4. weloly




5. worbn




## B Look and write.




1. It's pink.



2. \_\_\_\_\_









3. \_\_\_\_\_






4. \_\_\_\_\_

## C Read, circle, and color.

b = brown      o = orange      r = red  
p = purple      g = green      y = yellow

1.  What color is this?  
It's red.  
It's yellow.
2.  What color is this?  
It's yellow.  
It's brown.
3.  What color is this?  
It's green.  
It's purple.
4.  What color is this?  
It's green.  
It's orange.
5.  What color is this?  
It's red.  
It's brown.
6.  What color is this?  
It's purple.  
It's orange.

## D Trace, write, and color.

1. 
2. 
3. 

What color is this?  
It's pink.

What color \_\_\_\_\_?  
It's \_\_\_\_\_.

What \_\_\_\_\_?  
\_\_\_\_\_.

# Let's Learn More



## A Trace and match.

1. a diamond

2. a circle






3. a triangle

4. a heart


5. a square


6. a rectangle


## B Read and check.


					
1. This is a rectangle.				✓	
2. This is an oval.					
3. This is a diamond.					
4. This is a star.					
5. This is a square.					


## C Look and circle.


1.  Is this a triangle?  
 Yes, it is.  
 No, it isn't.

2.  Is this a heart?  
 Yes, it is.  
 No, it isn't.


3.  Is this a star?  
 Yes, it is.  
 No, it isn't.

4.  Is this a rectangle?  
 Yes, it is.  
 No, it isn't.

5.  Is this a diamond?  
 Yes, it is.  
 No, it isn't.


6.  Is this a circle?  
 Yes, it is.  
 No, it isn't.

## D Trace and write.

1. 


Is this yellow?

Yes, it is.

2. 

this a star?

No, . It's a


3. 

purple?

. It's









4. 

rectangle?




## Phonics

### A Match and trace.

1.		•		•	<u>cow</u>
2.		•		•	<u>gate</u>
3.		•		•	<u>cat</u>
4.		•		•	<u>coat</u>
5.		•		•	<u>goat</u>
6.		•		•	<u>girl</u>

### B Write.

1. Cc



2. Gg






## Fun on the Farm



**Wow! This is a cow, too!**  
**It's a brown cow!**



**Is this a heart?**  
**Yes, it is.**



**It's a goat!**  
**It's black and white.**

2



**It's a cow.**

3

# Let's Review



## A Read and match.

1. What's this?



•

• It's black.

2. Is this a diamond?



•

• It's a globe.

3. What color is this?



•

• No, it isn't. It's a circle.

4. Is this a star?





•


• Yes, it is.

## B Circle and color.


1. This is a black marker.



2. This is a green triangle.



3. This is a blue diamond.




4. This is a red table.



## C Look and check.

What's in the bag?



- |   |                                    |
|---|------------------------------------|
| <input checked="" type="checkbox"/> a pencil case | <input type="checkbox"/> a crayon  |
| <input type="checkbox"/> a pencil                 | <input type="checkbox"/> a map     |
| <input type="checkbox"/> a book                   | <input type="checkbox"/> a poster  |
| <input type="checkbox"/> a pen                    | <input type="checkbox"/> a ruler   |
| <input type="checkbox"/> a notebook               | <input type="checkbox"/> an eraser |
| <input type="checkbox"/> a globe                  |                                    |

## D Match.


1. Put away your book. •

2. Draw a picture. •

3. Open your book. •


4. Put away your pencil. •

5. Take out your book. •



# Unit 3

## At the Store Let's Talk



Hello


This

play

friend

### A Trace and write.

Hi, Scott. \_\_\_\_\_ is my \_\_\_\_\_, Sarah.



Hi, Scott. Let's \_\_\_\_\_!

\_\_\_\_\_, Sarah.

### B Read and number.


☐


Hi, Andy.  
Let's play!


☐


Hello,  
Sarah.


☐

Hi, Andy. This  
is my friend,  
Sarah.



# Let's Learn





## A Write.

crayon  
markers

pencil case  
notebooks

crayons  
marker



مرجع زبان ایرانیان



1. pencil case

2. markers

3.



4.

5.



6.

## B Read, draw, and color.


1. Draw 5 green notebooks.

2. Draw 1 red table.

Draw 4 blue pencil cases.



# C Look and circle.



1. One crayon.

Ten crayons.

2. One pencil case.

Twelve pencil cases.


3. One marker.

Eight markers.

4. One notebook.

Ten notebooks.


# D Write and check.



1. How many markers?

☒ Three markers.

☐ Four markers.



2. How many ?

☐ Two pencils.

☐ Three pencils.



3. ?

☐ Five notebooks.

☐ Seven notebooks.



4. ?

☐ Eight crayons.

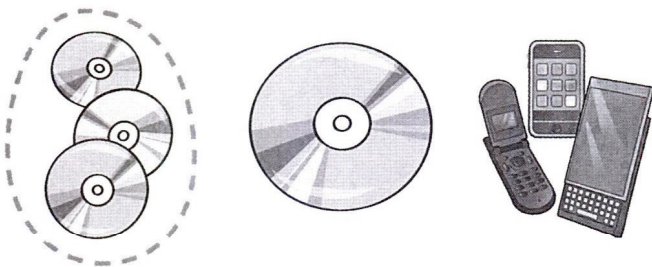
☐ Ten crayons.

# Let's Learn More



## A Read and circle.

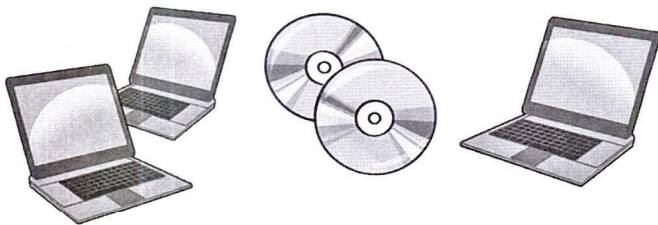
1. CDs




2. a cell phone



3. computers




4. a video game




## B Look and check.

1.



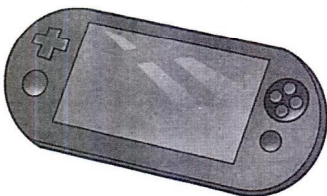
- ☐ It's a pencil case.  
☒ They're pencil cases.

2.



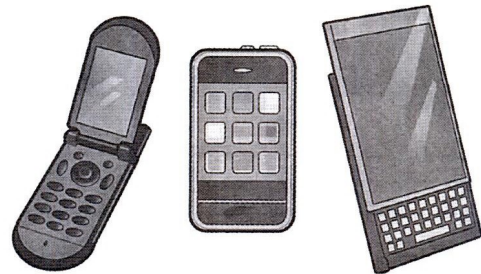
- ☐ It's a computer.  
☐ They're computers.

3.



- ☐ It's a video game.  
☐ They're video games.

4.



- ☐ It's a cell phone.  
☐ They're cell phones.


# C Trace, write, and match.

1. What are these?

2. What's this?

3. ?

4. ?



• It's a video game.

• It's a cell phone.

• They're CDs.

• They're computers.


# D Trace and write.

1, 2, 3, 4 . . .


Point

Find

Count



Count the books.



the video games.




to the computer.



the video games.






✓ Parent's signature: \_\_\_\_\_

# Let's Read



## Phonics

### A Trace and match.

1. <u>desk</u>	•	<div style="border: 1px solid black; padding: 10px; display: inline-block;"> <b>Dd</b> </div>	•	
2. <u>tiger</u>	•		•	
3. <u>two</u>	•		•	
4. <u>duck</u>	•	<div style="border: 1px solid black; padding: 10px; display: inline-block;"> <b>Tt</b> </div>	•	
5. <u>door</u>	•		•	
6. <u>toys</u>	•		•	<b>2</b>

### B Write.

**Dd**

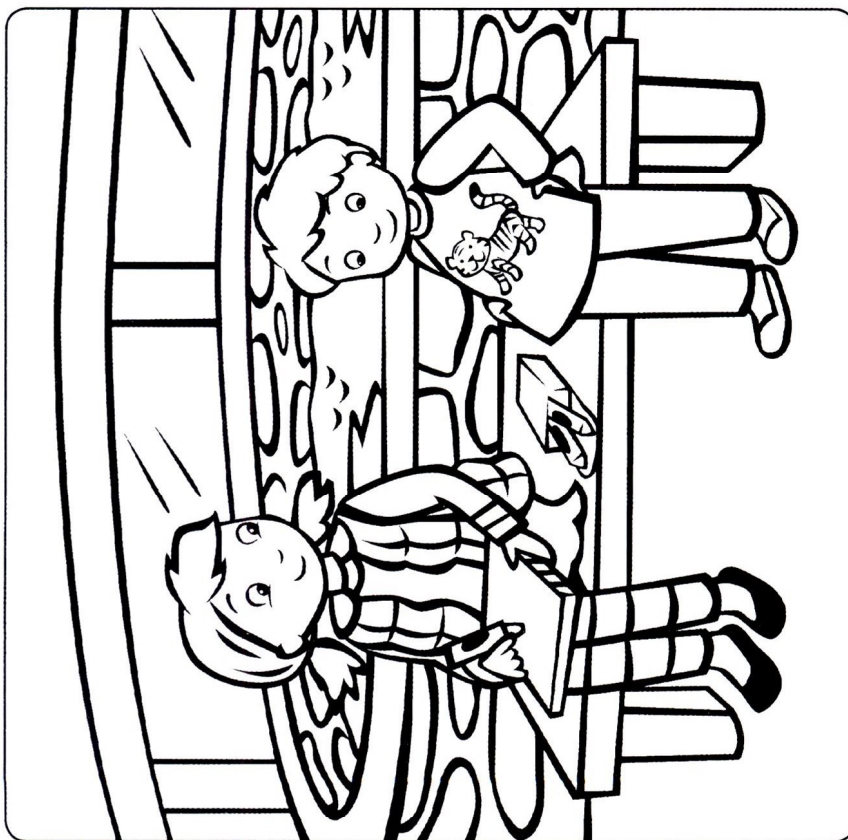


**Tt**






## Let's Count!




How many tigers?  
One tiger!




What are these?  
They're yellow ducks.

Copyright © Oxford University Press. All rights reserved.



**How many ducks?  
Ten ducks!**



**Count the crayons.  
Two crayons! Red and green.**

# Unit 4

## People at Home

### Let's Talk



#### A Read and number.

☐


It's nice to meet you, Andy.

☐


Hi, Mom! This is my friend, Andy.

☐


It's nice to meet you, too.



#### B Trace and write.

1.



This is my mother.

2.



This is \_\_\_\_\_.

3.



\_\_\_\_\_.

4.




\_\_\_\_\_.

father  
mother  
sister  
brother

✓ Parent's signature: \_\_\_\_\_

# Let's Learn



## A Trace and write.



baby sister  
mother  
grandfather  
father  
brother  
grandmother

1. mother

2.



3.

4.


5.

6.

## B Circle.



# C Read and match




1. grandmother

2. brother

3. baby sister

4. grandfather



# D Read, write, and circle.

1. Who's she?

She's my sister.

2. he?



He's my father.

?

She's my mother.

4. ?

She's my grandmother.



# Let's Learn More



## A Trace and match.

1. young



tall



2. short



old



3. pretty




handsome



## B Unscramble and write.

1. horts



He's short.

2. yetrtp



She's


3. dol



4. ongyu




## C Trace and write.




Is she short?

Yes, she is.



Is he tall?

No, he isn't.




he young?

Yes,



tall?

## D Look and circle.



a. Read a book.

b. Count to ten.



a. Say the alphabet.

b. Write the word.




a. Say the alphabet.

b. Count to ten.



a. Write the word.


b. Say the alphabet.



## Phonics

### A Unscramble and write.

1. pac




cap

2. gab



Aa

3. tac




4. peapl




### B Look and check.

1.



- ☒ cap  
☐ coat

2.



- ☐ goat  
☐ apple

3.



- ☐ gate  
☐ bag


4.



- ☐ cat  
☐ cap




# Short and Tall




**This is my bag.  
It's nice.**


Copyright © Oxford University Press. All rights reserved.



**She's my sister.  
She's tall!**



**This is my cap.  
It's nice, too.**



**Who's he?  
He's my brother. He's short.**

# Let's Review



## A Look and write.

1. What are these?




They're cell phones.

2. What is this?



It's

3. What are these?



## B Read and write.

1. Who's he?

He's my brother.



Who's she  
Who's he  
What are these  
What's this

2. ?




3. ?

It's a computer.



4. ?

She's my mother.



**C Trace and write.**


1. Who's he?

grandfather  
old

He's my

He's


2. Who's she?

mother  
pretty

She's

**D Look and circle.**


1.



tall

short

2.



handsome

pretty

3.



sister

mother

4.



baby sister

brother


5.



young

old

6.



brother

father

# Unit 5

## Happy Birthday! Let's Talk




### A Read and write.

you      How old      birthday      seven      Thank      is

1.

Happy birthday, Jenny!

are you?



I'm \_\_\_\_\_ years old.

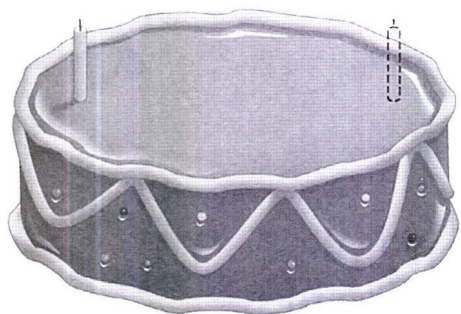
2.

This \_\_\_\_\_ for \_\_\_\_\_.




you!

### B Write and draw.




1. I'm six years old.



2. I'm \_\_\_\_\_.

✓ Parent's signature: \_\_\_\_\_

# Let's Learn



## A Read and match.

1. a baseball •




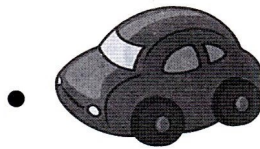

2. a robot •

3. a bat •

4. a car •

5. a doll •

6. a puzzle •



## B Look and circle.

1. It's a kite.  
bat.




2. It's a baseball.  
doll.



3. It's a puzzle.  
bicycle.

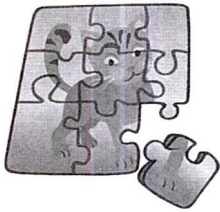


4. It's a yo-yo.  
jump rope.




## C Write and check.

1. What is it?




- ☐ It's a robot.  
☒ It's a puzzle.  
☐ I don't know.

2. What



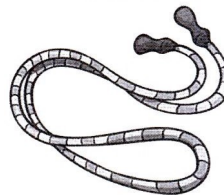
- ☐ It's a bicycle.  
☐ It's a yo-yo.  
☐ I don't know.

3. \_\_\_\_\_?



- ☐ It's a doll.  
☐ It's a car.  
☐ I don't know.


4. \_\_\_\_\_?



- ☐ It's a jump rope.  
☐ It's a ball.  
☐ I don't know.


## D Write.

1. What is it?



It's a kite.

2. What



It's

3. \_\_\_\_\_?



4. \_\_\_\_\_?




✓ Parent's signature: \_\_\_\_\_

# Let's Learn More



## A Trace and circle.

1. big



2. little



3. long



4. short



5. round



6. square



## B Circle and write.

1. long  
short



It's a long jump rope.

2. big  
little




It's a bicycle.

3. round  
square



It's a CD.


4. new  
old



It's an kite.

## C Read and check.

1. Is it a long pencil case?



Yes, it is.



No, it isn't. It's a short pencil case.

2. Is it an old video game?



Yes, it is.



No, it isn't. It's a new video game.

3. Is it an old bicycle?



Yes, it is.



No, it isn't. It's a new bicycle.


## D Trace and match.

1. jump rope


2. catch a ball

3. ride a bicycle

4. throw a ball




✓ Parent's signature: \_\_\_\_\_




## Phonics

### A Write.




egg



p g



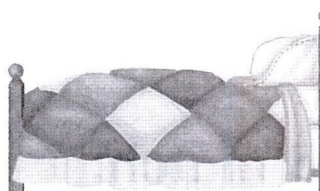
p t




b d

### B Match.

1. pet •




2. peg •



3. bed •



4. egg •






**This Is for You!**



**This is for you.  
Thank you!**


1

Copyright © Oxford University Press. All rights reserved.




**Oh! I love eggs!**

4



**What is it?**  
**It's a little bed.**



**Is it an egg?**  
**No, it isn't. It's a box.**

# Outdoors

## Let's Talk



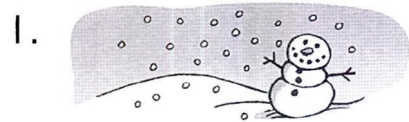
### A Trace and match.

1. windy
2. sunny
3. snowy
4. cloudy
5. rainy



### B Write.

How is the weather?



It's snowy today.



It's \_\_\_\_\_ today.




\_\_\_\_\_ today.











\_\_\_\_\_

sunny  
rainy  
cloudy  
snowy

# Let's Learn



## A Write and match.

1.	<u>a puddle</u>		•	•	<u>                    </u>	
2.	<u>                    </u>		•	•	<u>                    </u>	
3.	<u>                    </u>		•	•	<u>                    </u>	
4.	<u>                    </u>		•	•	<u>puddles</u>	

a puddle  
puddles  
a flower  
flowers  
a cloud  
clouds  
a tree  
trees

## B Read and circle.

1. There is  
There are five flowers.



2. There is  
There are one tree.



3. There is  
There are three clouds.



4. There is  
There are one puddle.




# C Count and write.

1. There are five flowers.


2. There's one

3.

4.



# D Count and write.




How many books are there?

There are three books.




pens are there?



computers ?

There's






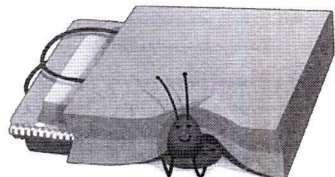
erasers.

✓ Parent's signature: \_\_\_\_\_

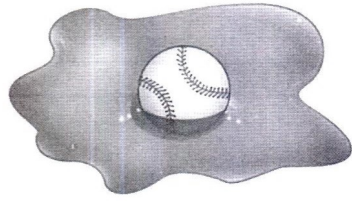



# Let's Learn More



## A Circle.


1.  in  
on
2.  under  
by
3.  in  
by
4.  on  
under

## B Trace and write.

1.  Where's the baseball?  
It's in the puddle.
2.  \_\_\_\_\_ are the flowers?  
They're \_\_\_\_\_ the table.
3.  \_\_\_\_\_ the bat?  
\_\_\_\_\_ the tree.
4.  \_\_\_\_\_ the jump rope?  
\_\_\_\_\_ the table.

# C Read and write.

by in on under




1. Where's the book?

It's in the bag.




2. Where are the balls?

They're on the bag.



3. Where's the bicycle?

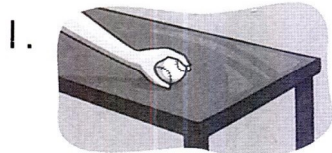
It's under the table.




4. Where are the dolls?

They're under the table.

# D Look and write.



Put the baseball on the table.




Put the bat on the baseball.



Put the ball in the bag.




Put the bag under the tree.



## Phonics

### A Circle.

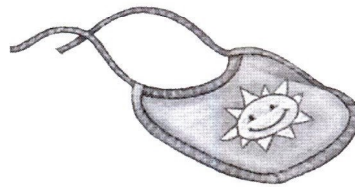
1.




p	a	t
b	i	g
b	e	d

2. t a b

p	i	t
b	e	g



3.



p	e	g
b	e	d
d	i	d

### B Match.


1. pit



2. bib



3. igloo




4. big



www.irLanguage.com




# A Sunny Day Igloo




Let's make an igloo!  
It isn't snowy. It's sunny.


Copyright © Oxford University Press. All rights reserved.



This is a great igloo!



**Put these big boxes on the circle.  
OK!**



**Put glue on these boxes.**

# Let's Review



## A Read and write.

Where are the flowers      How many flowers are there  
What is it      Where's the book      Is it a big box



1. What is it?

It's a short pencil.




2. \_\_\_\_\_?

There are five flowers.



3. \_\_\_\_\_?

It's in the bag.



4. \_\_\_\_\_?

They're next to the tree.



5. \_\_\_\_\_?

No, it isn't. It's a little box.

## B Write.

in on under by

1.



The cat is in the bag.

2.



The cat is

3.



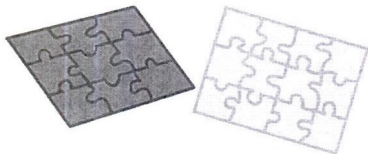
4.



## C Look and write.

three two four one

1.



How many puzzles are there?

There are two puzzles.

2.



How many clouds are there?

There are

3.



How many dolls are there?

There's

4.



How many puddles are there?

# Unit 7


## Food Let's Talk




### A Write.

hungry thirsty


1.



2.




3.




4.



### B Trace and write.




You're welcome.  
Thank you.  
Here you are.




مرجع آموزش زبان ایرانیان  
IR.com  
irLanguage.com


✓ Parent's signature: \_\_\_\_\_


## Let's Learn


**A Write.**

1.  → 

S	A	N	D	W	I	C	H	
				G				
		L		D				
					N	A	N	A

2.  →


3.  →

4.  →

5. I'm thirsty. I want a .

**B Look and circle.**

1. What do you want?



a robot  
a yo-yo  
a doll

2. What do you want?



an egg  
a banana  
a cookie

3. What do you want?



a salad  
a soda  
a sandwich

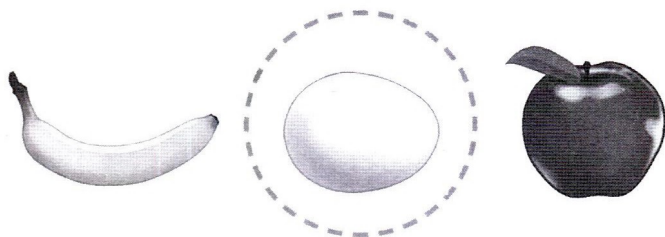
4. What do you want?



a pen  
a pencil  
an eraser

**C Trace, write, and circle.**1. What do you want?

I want an egg.


2. What do \_\_\_\_\_?

I want a soda.



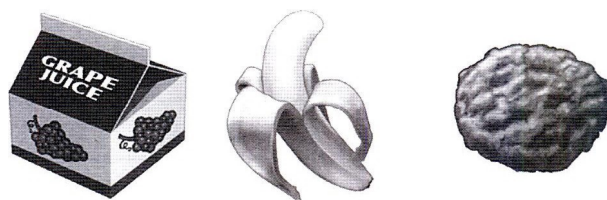
3. \_\_\_\_\_?

I want a sandwich.




4. \_\_\_\_\_?

I want a banana.

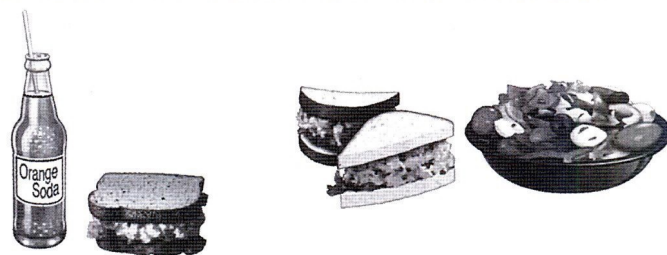
**D Read and circle.**

What do you want?


1. I want a banana and an orange.



2. I want a sandwich and a salad.



3. I want an orange and a banana.



4. I want a milkshake and a cookie.



✓ Parent's signature: \_\_\_\_\_

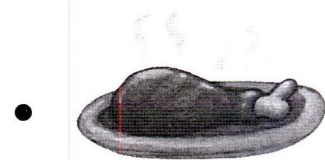
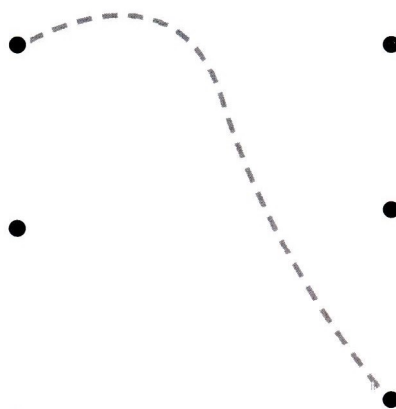
# Let's Learn More



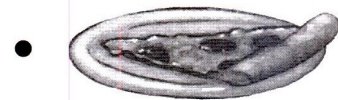
## A Unscramble, write, and match.

1. cie amerc

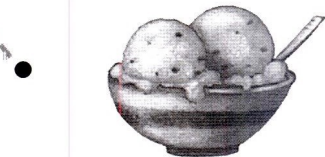
ice cream



2. zizap



3. cire



4. cichekn



## B Write.

1.



I want cake.

I don't want bread.

2.



I want fish.

3.



I want soup.

## C Read and circle.

1. Do you want bread?

Yes, I do.

No, I don't.



2. Do you want pizza?

Yes, I do.

No, I don't.



3. Do you want cake?

Yes, I do.

No, I don't.



4. Do you want chicken?

Yes, I do.

No, I don't.





## D Trace and match.

1. brush my teeth


2. eat pizza

3. drink milk

4. wash my hands



✓ Parent's signature: \_\_\_\_\_





### A Read and match.

1. pot

2. top

3. dot

4. octopus



### B Write and circle.

1.   p  

2.   d  

3.   o  

4.   t  

a.



b.



a.



b.



a.



b.



a.

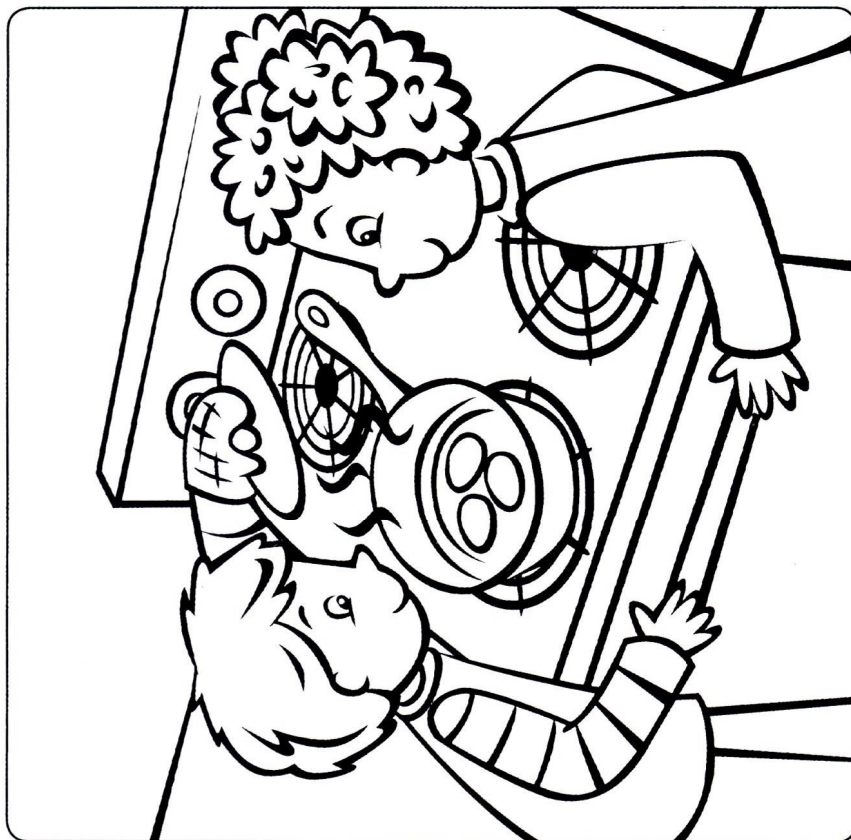


b.





**I'm Hungry!**




**I'm hungry.  
Look! There are eggs in the pot!**

[www.irLanguage.com](http://www.irLanguage.com)


Copyright © Oxford University Press. All rights reserved.



**It's an ice cream sandwich!  
Yum!**



I don't want eggs.



I want cookies and ice cream.


# Unit 8

## Animals Let's Talk



### A Trace.

What's your favorite color?



مرجع آموزش زبان ایران‌زبان  
www.irLanguage.com

### B Unscramble, write, and number.

green I like


③ I like green.

color favorite is What your

☐ \_\_\_\_\_ ?


about What you Purple

☐ \_\_\_\_\_ ?




✓ Parent's signature: \_\_\_\_\_


# Let's Learn




## A Trace, match, and write.


1.  a frog


2. 

3.  a dog

4. 

•  birds

•  rabbits

• 

• 

## B Write.

1. I like rabbits.


2.

3.

4.

5.


6.



## C Write and circle.


1. What do you like?

I like frogs.  
birds.




2. \_\_\_\_\_ ?

I like birds.  
rabbits.




3. \_\_\_\_\_ ?

I like turtles.  
rabbits.




## D Trace and write.

What do you like?



I like \_\_\_\_\_.

What do you like?



I like \_\_\_\_\_.

# Let's Learn More



## A Unscramble, write, and match.

1. noil

a lion

2. yonmek

a

3. frigeaf

a

4. thelepan




an

e

lions


m

g



## B Write.


1.



I like lions.

I don't like bears.


2.



giraffes.

monkeys.

3.



# C Write.

1. Do you like lions?



No, I don't.

2. ?

Yes, I do.

3. ?


No, I don't.



# D Look and write.

rabbit fish lion goat

1.



feed a

2.



pet a

3.




see a

4.



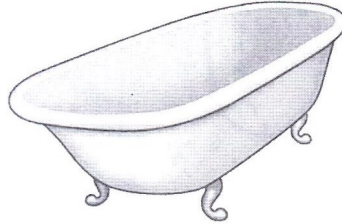
hear a



# Phonics

## A Circle.

1.



p

u

t

b

o

p

t

a

b

2.

b

u

t

p


o

d


d

i

g



3.



p

a

t

c


o

p

t

u

g



## B Write and match.

bug

umbrella

tub

cup

1.



•

•

b

2.



•

•

u

3.



•

•

t

4.




•

•


c



## I Like Bugs!



**There's a spider.  
I like spiders! They're bugs.**



**I like birds. What about you?  
I like bugs.**



**Do you like rabbits?**  
**No, I don't.**



**I like frogs!**  
**I don't like frogs.**


# Let's Review



## A Read and match.

- |                           |   |                                |
|---------------------------|---|--------------------------------|
| 1. Do you like lions?     | • | • Yes, I do. I want an orange. |
| 2. What do you want?      | • | • I want pizza.                |
| 3. Do you want ice cream? | • | • Yes, I do. I like lions.     |
| 4. What do you like?      | • | • I like monkeys.              |
| 5. Do you want an orange? | • | • No, I don't. I want pizza.   |

## B Look and write.



1. I like giraffes.


2. \_\_\_\_\_ bears.

3. \_\_\_\_\_ elephants.

4. \_\_\_\_\_ lions.


## C Look and check.

1.



- ☐ pizza
- ☐ chicken
- ☒ a salad
- ☒ a sandwich
- ☐ an egg

2.



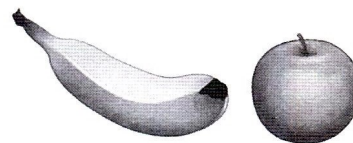
- ☐ a milkshake
- ☐ milk
- ☐ a soda
- ☐ water
- ☐ juice

3.



- ☐ cake
- ☐ fish
- ☐ pizza
- ☐ ice cream
- ☐ an orange

4.



- ☐ bread
- ☐ an apple
- ☐ rice
- ☐ a banana
- ☐ a cookie

## D Unscramble, write, and match.

1. rkidn kmli

drink milk

2. shaw ym dansh

3. shurb ym ehtet

4. defe a shif



# My Picture Dictionary



**A** Draw, color, and write.

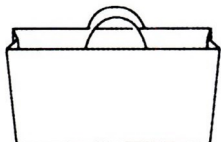
A



Andy


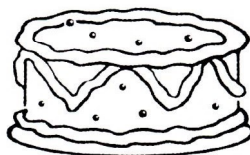
an apple

B



black

C


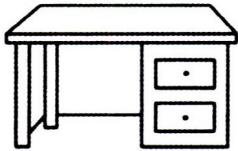


a circle




crayons

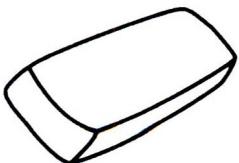

D




E




8



F



5



4

G




a duck

an egg

an elephant

a girl


green



\_\_\_\_\_

\_\_\_\_\_

\_\_\_\_\_



\_\_\_\_\_

\_\_\_\_\_

\_\_\_\_\_



\_\_\_\_\_

\_\_\_\_\_


\_\_\_\_\_



\_\_\_\_\_

\_\_\_\_\_

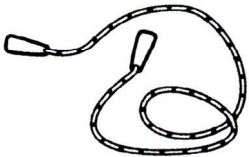
\_\_\_\_\_



\_\_\_\_\_

\_\_\_\_\_


\_\_\_\_\_



\_\_\_\_\_

\_\_\_\_\_


\_\_\_\_\_



\_\_\_\_\_

\_\_\_\_\_


\_\_\_\_\_



\_\_\_\_\_

\_\_\_\_\_

\_\_\_\_\_



\_\_\_\_\_

\_\_\_\_\_

\_\_\_\_\_



\_\_\_\_\_

\_\_\_\_\_

\_\_\_\_\_



\_\_\_\_\_

\_\_\_\_\_


\_\_\_\_\_



\_\_\_\_\_

\_\_\_\_\_


\_\_\_\_\_



\_\_\_\_\_

\_\_\_\_\_


\_\_\_\_\_



markers

\_\_\_\_\_

\_\_\_\_\_



me

\_\_\_\_\_


\_\_\_\_\_



\_\_\_\_\_

\_\_\_\_\_

\_\_\_\_\_



\_\_\_\_\_

\_\_\_\_\_

\_\_\_\_\_



\_\_\_\_\_

\_\_\_\_\_

\_\_\_\_\_

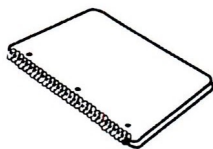
N

\_\_\_\_\_

name

a nest

9



O

\_\_\_\_\_


an octopus

I

\_\_\_\_\_


orange

P




pink

purple



Q






\_\_\_\_\_

\_\_\_\_\_

\_\_\_\_\_



a square



\_\_\_\_\_

\_\_\_\_\_


\_\_\_\_\_



a star




red



sunny




rice




\_\_\_\_\_

\_\_\_\_\_

\_\_\_\_\_




a table



\_\_\_\_\_

\_\_\_\_\_

\_\_\_\_\_



\_\_\_\_\_

\_\_\_\_\_


\_\_\_\_\_

10

\_\_\_\_\_

\_\_\_\_\_

\_\_\_\_\_



\_\_\_\_\_

\_\_\_\_\_

\_\_\_\_\_

3

\_\_\_\_\_

\_\_\_\_\_


\_\_\_\_\_

7

\_\_\_\_\_

\_\_\_\_\_

\_\_\_\_\_



\_\_\_\_\_

\_\_\_\_\_

\_\_\_\_\_

6

\_\_\_\_\_

\_\_\_\_\_

\_\_\_\_\_

2

\_\_\_\_\_


\_\_\_\_\_

\_\_\_\_\_


U



V



W




a watch



white


X




Y



yellow



Z




zero

Oxford University Press  
is the world's authority  
on the English language.

As part of the University  
of Oxford, we are  
committed to furthering  
English language learning  
worldwide.

We continuously bring  
together our experience,  
expertise and research to  
create resources such as  
this one, helping millions  
of learners of English to  
achieve their potential.



**OXFORD**  
UNIVERSITY PRESS

[www.oup.com/elt](http://www.oup.com/elt)



## Let's talk. Let's learn. Let's Go!

Energize your English classes with the trusted  
methodology of **LET'S GO**.

**LET'S GO** is full of fun, collaborative activities that get  
students talking in English from the very beginning.

**NEW**

**Animated videos:** conversations, songs, and chants  
create excitement in class and motivate students to speak  
in English

**NEW**

**Teacher's Resource Center:** Online Practice and an  
extensive online library of easy-to-access teaching resources  
help get the most out of each class

**NEW**

**Can-do statements:** can-do statements with supporting  
activities allow students to measure their progress

**NEW**

**Reading texts:** engaging texts build students' confidence in  
phonics and reading comprehension

**NEW**

**Let's Begin series:** a two-level introductory course provides  
the perfect building blocks for learning English

### Students

- **Student Book**
- **Workbook**  
Online Practice
- **Online Play**  
Student's Website

### Teachers

- **Teacher's Pack**  
Classroom Presentation Tool,  
Teacher's Guide, and Teacher's  
Resource Center
- **Class Audio CDs**
- **Teacher Cards**

[www.irLanguage.com](http://www.irLanguage.com)



مرجع آموزش زبان ایرانیان  
**IR**  
com  
irLanguage.com