

OXFORD


www.irLanguage.com

3

LET'S GO

5th Edition

WORKBOOK




مرجع زبان ایرانیان

مرجع آموزش زبان ایرانیان
IRcom
www.irLanguage.com

Ritsuko Nakata
Karen Frazier
Barbara Hoskins

WORKBOOK




مرجع آموزش زبان ایرانیان



این مجموعه با لوگوی مرجع زبان ایرانیان
به صورت نشر بر خط و حامل به ثبت رسیده است. به ثبت رسیده است.
کپی برداری از آن خلاف شرع، قانون و اخلاق است و شامل پیگیرد خواهد شد.

Unit 1

At School Let's Talk



A Write and match.

want Thanks have don't grapes some Help



1. Oh, no! I don't have any potato chips. •
2. Really? Can I _____ some? •
3. Thanks! Do you _____ some _____? •
- Sure. _____ yourself!
- I think I have _____.
- Yes, please. _____!

B Unscramble and write.

1. etsapnu = peanuts
2. arccresk = _____
3. yacdn = _____
4. norcopp = _____
5. tapoot pichs = _____

C Write.

1.




2.



3.




4.



D Write and match.

1.




I ____ some ____.



2.



I ____ have ____ grapes.



3.




No, I ____.



✓ Parent's signature: _____

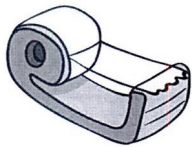
Let's Learn



A Look and write.

Down


1.



2.



4.



chalk
paper

tape
glue

paint
string

scissors
ribbon

3.	4.			5.			
				6.			
				7.			


		1. t		
		a		
2.		p		
		e		

Across

5.




2.



3.



6.



7.




B Write.

1.



She has some chalk.

2.



He doesn't have

any

4.



C Look and write.



1. What does she have?

She has some tape.

2. What does he have?

He has

3. What

and

4. _____

5. _____


D Write.



What does he have?



What does she have?



_____ ?




_____ ?






Let's Learn More



A Look and write.




magnets




calculators
scissors
colored pencils
rubber bands
magnets
push pins
paint brushes
staplers

B Write.



Does she have any staplers?



_____ scissors?



_____ push pins?

C Write.

1.



What do they have?

2.



They have some scissors.

_____?

3.



They have some magnets.

_____?

4.



_____?

D Read and circle.


1. Do they have any colored pencils?



Yes, they do.

No, they don't.


2. Do they have any push pins?



Yes, they do.

No, they don't.

3. Do they have any magnets?



Yes, they do.

No, they don't.


4. Do they have any rubber bands?



Yes, they do.



No, they don't.

✓ Parent's signature: _____



Phonics

A Match.



: **bl**

: **gl**

: **pl**

B Write.

1. **bl**

black

2. **gl**

3. **pl**



The Beautiful Butterfly



Can I have some blue paint?
Sure. Help yourself.



Do you have any green paper and glue?
Yes, I do. Here you are.
Thanks.



Do you want some black paint?
Yes, please.



It's a butterfly on a green plant!
It's beautiful!

D Answer the questions.

1. Does the girl want green paint or green paper? _____
2. Where is the butterfly? _____
3. What color is the plant? _____

Unit 2

Clothing Let's Talk



A Look and write.

know Wow like red hat one Which this

1.


Which _____ do
you _____?



I like the _____ one.

2.


_____ hat do
you like?



I don't _____.

3.

What about
this _____?



_____! I like _____ one.

B Look and match.

1. plaid •

•



•



2. striped •

•




•





3. polka-dot •

4. checked •


C Read and circle.


1.  I like the checked one.





2.  I like the polka-dot one.



3.  I like the plaid one.



4.  I like the striped one.



D Write and match.

1. _____ 2. _____ 3. _____ 4. _____



•

•

•

•

•

•


•

•



✓ Parent's signature: _____


Let's Learn



A Look and check.




Lisa



Chris



Meg



Stan

	Lisa	Chris	Meg	Stan
blouse	✓			
skirt	✓			
dress				
shirt				
pants				
shorts				
shoes	✓			
socks	✓			

B Look at A. Write.

1.



She's wearing a skirt.

She's not wearing pants.

2.



3.



4.



C Look, read, and check.

1. What's she wearing?

- ☒ She's wearing socks.
☐ She's wearing a skirt.



2. What's he wearing?

- ☐ He's wearing shoes.
☐ He's wearing a shirt.



3. What's she wearing?

- ☐ She's wearing pants.
☐ She's wearing a dress.



4. What's he wearing?

- ☐ He's wearing shorts.
☐ He's wearing pants.



D Write and match.

1. What's she
wearing?

2. _____
 _____?

3. _____
 _____?

4. _____
 _____?



He's wearing
 pants.

She's wearing
 a dress.

She's wearing
 a blouse.

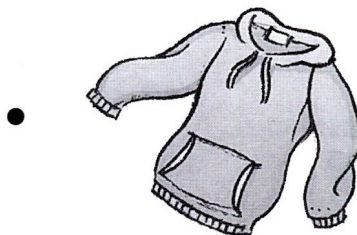
He's wearing
 socks.

Let's Learn More

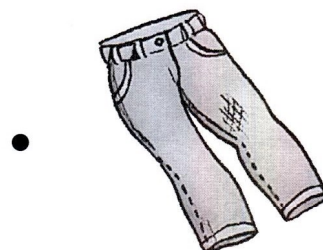


A Match.

1. sweater •



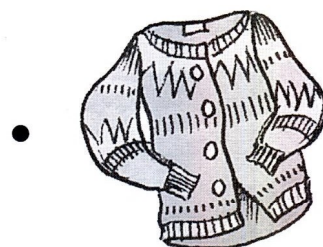
2. boots •



3. sweatshirt •



4. jeans •



B Connect and write.

1. Whose slippers are these?



It's _____

2. Whose pajamas are these?



3. Whose sweatshirt is that?




4. Whose T-shirt is that?



They're Mike's
slippers.

C Look and write.



Rachel

John

1. Is this Rachel's jacket?

Yes, it is. It's her

2. Is this her T-shirt?


3. Are these Rachel's boots?

Yes, they are. boots.

4. Are these John's shoes?

D Write.

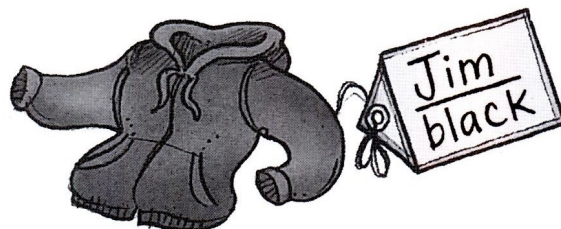
1.



Is Susan's sweater white?

Yes, it is.

2.




sweatshirt blue?

3.




Are orange?

4.



Jessica's pink?

Let's Read



Phonics

A Match.

1. brown •

2. prune •

3. green •

4. bread •




5. grapes •

6. pretty •

br

gr

pr



B Write.

1. **br**

brown

2. **gr**

3. **pr**

A Tea Party



1
Which skirt do you like?
I like the green polka-dot one, Priya.
Me, too.



2
Are those new boots, Brenda?
Yes, they are.
They're pretty!



3
What's Greg wearing?
He's wearing a new plaid hat.



4
Prune bread, grapes, and tea.
Yum!

D Answer the questions.

1. Which skirt does Brenda like? _____
2. Who has new boots? _____
3. Who's wearing a new plaid hat? _____

Let's Review



A Read and match.


- | | |
|------------------------------------|------------------------------|
| 1. Do they have any calculators? • | • She's wearing a red skirt. |
| 2. Is his jacket black? • | • They're her boots. |
| 3. What's she wearing? • | • He has some string. |
| 4. Whose boots are these? • | • No, they don't. |
| 5. Does he have any glue? • | • Yes, he does. |
| 6. What does he have? • | • Yes, it is. |

B Write.


1. Whose are these?



2. They don't have any



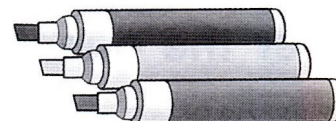
3. Does Mary have any ?



4. I like the hat.



5. He has some




6. Can I have some ?



C Complete the story.

students name small computers live

My _____ is Tony. I _____ in the
United States. I go to a _____ school.
There are twelve _____ in my class.
We use _____ in class.



D What about you? Write.

1. Where do you live?

I live _____

2. Is your school small or big?

3. How many students are in your class?

There are _____

4. Do you have a computer in class?

5. Do you use computers in class?

Unit 3

Places Let's Talk



A Read and number.


☐

OK.

☐

Here's the nurse's office.

☒

Excuse me. Where's the nurse's office?

☐


Thanks for your help.

☐

It's next to the gym. Follow me.

☐

You're welcome.




B Write.

music room art room classroom lunchroom gym office



art room






C Write.


next to

across from

between




D Look and write.




Where's the library?

It's next to the art room.




Where's the classroom?

It's



Where's the lunchroom?


It's the
and the









Where's the music room?

✓ Parent's signature: _____







Let's Learn



A Look and match.

1. 	bakery	clinic	4. 
2. 	factory	5. 	
3. 	repair shop	6. 	
	airport		
	store		

B Look, match, and write.

1. 	
Where is he going?	_____
2. 	
Where is she going?	_____
3. 	
Where is he going?	He's going to the bakery.

C Write and circle.

1. Where's he going?

He's going to the store.




2. _____ ?

_____ the bakery.



3. _____ ?

_____ the repair shop.



4. _____ ?

_____ the factory.



D Look and check.

1. Are they going to the park?



- ☐ Yes, they are.
☐ No, they aren't.

2. Is he going to the store?



- ☐ Yes, he is.
☐ No, he isn't.

3. Is she going to the clinic?



- ☐ Yes, she is.
☐ No, she isn't.

4. Are they going to the office?



- ☐ Yes, they are.
☐ No, they aren't.


Let's Learn More



A Look and circle.



by train
by bus



by bike
by train



by car
by bus




by taxi
on foot


B Connect and write.




How's she going to school?



How's he going to school?



How's she going to school?



How's he going to school?



C Look and write.

1.



Where's she going?

She's going to

How's she going there?

She's going


2.



Where's he going?

How's he going there?

3.



Where's he going?

How's he going there?

4.



Where's she going?

How's she going there?

5.



Where's he going?


How's he going there?

6.



Where's she going?

How's she going there?



Phonics

A Match.

1.

cl :




• slow



• class

2.

fl :



• flower



• clock

3.

sl :



• sleep



• fly

B Write.

1. **cl**

clock

2. **fl**


3. **sl**

C Read.


GOING PLACES



Where's Marta going?
She's going to the park.
She's going by bike. Marta
likes the pretty flowers.



Are Josef and Marie going
to class? Yes, they are.
They are going on foot.



Li-Peng's going to the
store. He's going by train.
He wants a new clock.
His old clock is slow.

D Answer the questions.

1. How's Marta going to the park? _____
2. Where are Josef and Marie going? _____
3. What does Li-Peng want? _____

Unit 4

Occupations Let's Talk



A Read and number.

☐

My mother's an office worker.

☐

He's a pilot.

☐


What does your father do?

☐

I'm not sure!

☐

Oh. What does an office worker do?




B Look and write.

1.


My mother is a zookeeper.




2.



3.




4.




C Look and write.

1. What does your mother do?

She's an



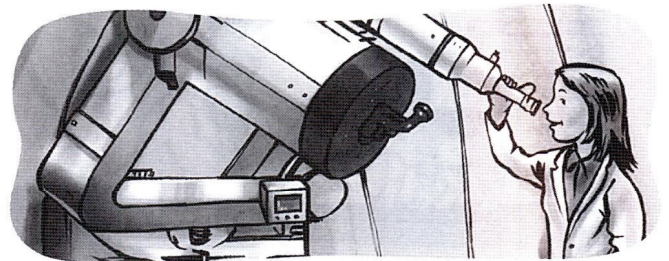
2. What does your father do?



3. What does your father do?



4. What does your mother do?



D Read and check.

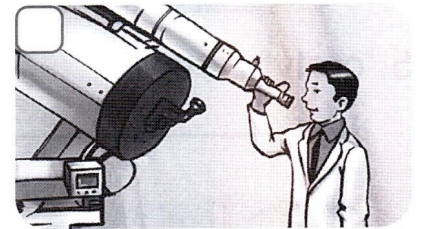
1. What does your mother do?

She's a zookeeper.




2. What does your father do?

He's an astronomer.




3. What does your mother do?

She's a pilot.



✓ Parent's signature: _____

Let's Learn



A Look, unscramble, and write.

photographer
veterinarian

factory worker
salesclerk

baker
mechanic


1. nnaretievira

He's a veterinarian.



2. othopergharp

She's a




3. seclerakls



4. krabe



5. cortyfa krewor




6. chicanem



B Write.

1. What's his job?



He's a _____.

2. What's her job?



She's a _____.

3. _____?



4. _____?



C Look and circle.

1. Is he a baker?



Yes, he is. No, he isn't.

2. Is he a mechanic?



Yes, he is. No, he isn't.

3. Is she a veterinarian?



Yes, she is. No, she isn't.

4. Is she an office worker?



Yes, she is. No, she isn't.

✓ Parent's signature: _____

Let's Learn More



A Read and connect.

- | | |
|-----------------------|--------------------|
| 1. A veterinarian • | • sells things. |
| 2. A mechanic • | • takes pictures. |
| 3. A salesclerk • | • fixes cars. |
| 4. A factory worker • | • uses a computer. |
| 5. A photographer • | • helps animals. |
| 6. An office worker • | • makes things. |


B Look and write.

1.



A _____ helps animals.

2.




A salesclerk _____

3.

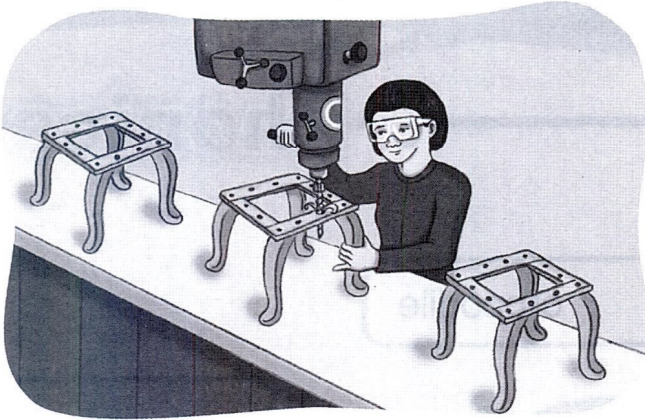


A _____

4.



C Write.




1. What does _____ do?
_____ makes things.



2. _____ a mechanic do?



3. What _____?



4. _____?




5. _____?



6. _____?

✓ Parent's signature: _____



Phonics

A Write.


crab

friend


frog

crocodile

1.



2.




cr

3.



4.




fr

B Look and check.


1.




2.



3.



4.



☐ crab

☐ cat

☐ frog

☐ crocodile

☐ frog

☐ crocodile

☐ friend

☐ crab

☐ dog


☐ crab

☐ fog


☐ frog




Animal Photographers



Craig and Fran are animal photographers. He uses a camera. She uses a computer.



They are at the zoo today. Craig takes pictures of crabs, crocodiles, and frogs. Fran fixes the pictures on her computer.



They are good friends, and they are good photographers!

D Answer the questions.

1. What does Craig use? _____
2. What does Fran use? _____
3. Where do Craig and Fran take pictures? _____

Let's Review



A Read and match.



- | | |
|---------------------------------|--------------------------------|
| 1. How's she going to school? • | • She's an office worker. |
| 2. Is she a baseball player? • | • It's next to the music room. |
| 3. Where's he going? • | • He's a factory worker. |
| 4. What does your mother do? • | • No, she isn't. |
| 5. Where's the lunchroom? • | • He's going to the store. |
| 6. What's his job? • | • She's going by bus. |

B Look and check.

1. Is she going to the store?
Yes, she is.



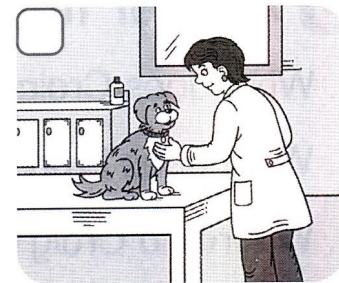
2. What does a photographer do?
A photographer takes pictures.



3. How's he going to work?
He's going by train.



4. Is she a veterinarian?
No, she isn't.



C Read, number, and match.

☐

I live in New Zealand. •


☐


Sometimes I can see whales. •


☐

My name is Shelly. •


☐

I go to the beach every day. •



D Match.

1. What's her name? •

2. When is summer vacation? •

3. What does Shelly like? •

4. Where does Shelly live? •

• Shelly lives in New Zealand.

• Shelly likes the beach.

• Her name is Shelly.

• Summer vacation is in December and January.

Unit 5

Activities Let's Talk



A Write and number.

Great busy Sunday play Sorry free






- ☐ Yes, I can. I'm _____.
- ☐ _____, I can't. I'm _____ on Saturday.
- ☒ 1 Can you play with us tomorrow?
- ☐ Oh. What about _____? Can you play?
- ☐ _____! See you on Sunday!

B Look at A. Write the conversation.

1. Can you play with us tomorrow?
2. _____
3. _____ ? _____ ?
4. _____
5. _____ ! _____ !

C Look and circle.



Monday	Tuesday	Wednesday	Thursday	Friday
				

1. Can you play on Monday?

Yes, I can. No, I can't.

2. Can you play on Thursday?

Yes, I can. No, I can't.

3. Can you play on Friday?

Yes, I can. No, I can't.

4. Can you play on Tuesday?

Yes, I can. No, I can't.

D Unscramble, write, and put in order.

1. ridFay Friday

2. ydSnau _____

3. duyaseT _____

4. sahdyTur _____

5. odMany _____

6. traSaduy _____

7. naddeyWes _____

1. _____

2. _____

3. _____

4. _____


5. _____

6. Friday

7. _____


✓ Parent's signature: _____

Let's Learn



A Match.

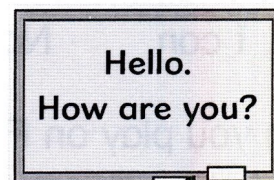
1. swimming class •



2. art class •

3. English class •

• $4 \times 8 = 32$



4. computer class •

5. math class •



6. music class •



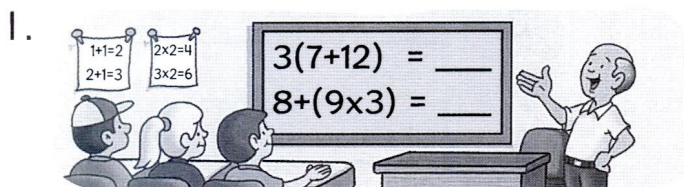
B Look and write.

swimming class

art class

math class

music class




What do you do on Wednesday?

I go to



_____ on Monday?




_____ on Friday?



_____ on Thursday?

This is Harry's week.



1. What does Harry do on Tuesday?

2. What does he do on Thursday?

3. What does he do on Monday?

4. What does he do on Friday?

5. Is he busy on Wednesday?

6. Is he busy on Saturday?

7. Is he busy on Sunday?

8. Is he busy every day?

Let's Learn More



A Write.

video games

outside

the piano

a nap

TV

shopping



play video games



practice _____



take _____



go _____



watch _____



play _____


B Look and check.

1. Does he play video games on the weekend?



- ☐ Yes, he does.
☐ No, he doesn't.

2. Does she watch TV on the weekend?



- ☐ Yes, she does.
☐ No, she doesn't.

3. Does she go shopping on the weekend?



- ☐ Yes, she does.
☐ No, she doesn't.

4. Does he practice the piano on the weekend?



- ☐ Yes, he does.
☐ No, he doesn't.


C Look and write.

1.




What _____ does he _____ do on
the weekend?
He plays outside.

2.




What _____ do on
the weekend?

3.



_____ ?

4.




_____ ?

5.




_____ ?

6.



_____ ?



Phonics

A Circle.



p	r	t	r
d	o	u	e
t	a	k	m

dr



r	r	e	n
h	a	p	e
t	u	b	a

tr



d	r	m	w
w	a	a	e
t	e	l	d


B Match.

1. train

2. drum

3. tree


4. draw




Favorite Day



Drew goes to his grandmother's house on Saturday. He goes by train.



His grandmother meets him at the train. Then they drive to her house.



Drew likes his grandmother's house. He sits under a big tree and plays his drum.

D Answer the questions.

1. What does Drew do on Saturday? _____
2. How does Drew go to his grandmother's house? _____
3. What does Drew do at his grandmother's house? _____

Unit 6

What Time Is It?

Let's Talk




A Unscramble and write.

1.

_____?


do When dinner eat you



2.

_____?

now What is it time



3.

_____, _____! _____!


late Oh Bye no I'm









4.

_____.





sorry I'm late I'm




B Match.

1. 	2. 	3. 	4. 	5. 	6. 
•	•	•	•	•	•
•	•	•	•	•	•
It's four forty-five.	It's three fifteen.	It's eleven thirty.	It's eight forty-five.	It's three thirty.	It's one fifteen.

C Look and write.

1. 	2. 
3. 	4. 

Let's Learn



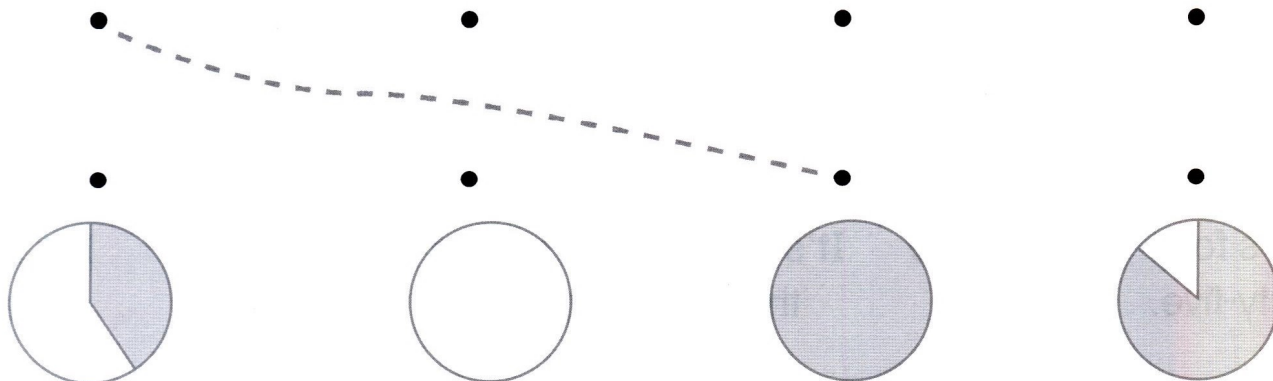
A Match.

1. always

2. usually


3. sometimes

4. never



B Write.


1. What do you do on the weekend?



2. What do you do on the weekend?



3. What do you do on the weekend?



4. What do you do on the weekend?



C Look and write.

take a nap

do homework

use the computer

ride a bike


1. What does he do on the weekend?

He usually does homework.




2. What does she do on the weekend?

She _____



3. What does she do on the weekend?




4. What does he do on the weekend?



D Circle and write.

1.




I usually _____
I always _____

2.



I always _____
I never _____

3.



I sometimes _____
I never _____

4.



I always _____
I sometimes _____

✓ Parent's signature: _____

Let's Learn More



A Write.

I/You/We/They


1. practice karate →
2. do homework →
3. study English →
4. play tennis →
5. read e-mail →

He/She


- practices karate
- _____
- _____
- _____
- _____

B Match.

1. practice karate •



2. play tennis •



3. study English •



4. do homework •



5. do gymnastics •



C Write.

100% = always

80% = usually

40% = sometimes

0% = never

1. When does he read e-mail?

He usually reads e-mail
after school.




2. When does she do homework?

She _____




3. When _____

He _____



4. _____ ?



D Read and circle.

1. Do you do your homework
after school? ☐ ☐ ☐ ☐ ☐

always

I sometimes do my homework after school.
never

2. Do you ride your bike
after school? ☐ ☐ ☐ ☐ ☐

usually


I sometimes ride my bike after school.
never

3. Do you take a nap
after school? ☐ ☐ ☐ ☐ ☐

sometimes





I never take a nap after school.
always

✓ Parent's signature: _____



Phonics

A Match and write.

1.  • • __ ings •
2.  • • __ udy •
3.  • • __ im •
4.  • • __ udent •


:

sw


:

st


B Find and circle.




Busy Brothers



Steve and Stan are brothers. They have busy weekends, but they have fun.



Steve usually practices the piano on Saturday morning. Stan always goes to swim class.



Steve always does gymnastics on Sunday. Sometimes Stan swims on Sunday, too.



They always play video games at 8:00 on Sunday night.

D Answer the questions.

1. Who practices the piano? _____
2. What does Stan always do on Saturday morning? _____

3. When does Steve do gymnastics? _____

✓ Parent's signature: _____


Let's Review




A Read and match.

- | | |
|---|--|
| 1. Do you watch TV after school? • | • He plays tennis on the weekend. |
| 2. When does she practice karate? • | • I go to art class. |
| 3. What does he do on the weekend? • | • It's 3:15. |
| 4. What time is it? • | • No, I don't. |
| 5. What do you do on Tuesday? • | • She usually practices karate after school. |
| 6. Does she do homework on the weekend? • | • No, she doesn't. |


B Unscramble and write.



Thursday do on What you do
_____?



on What weekend do the she does
_____?



she gymnastics When do does
_____?



karate school Does practice after he
_____?

C Complete the story.

mother live day family dances guitar play name

My _____ is Kevin. I
in Ireland. My _____ likes music.
My father plays the _____
My _____ plays the flute.
I _____ the violin. My sister _____
We usually practice every _____



D Match and write.

1. Kevin



•




•

2. sister



•




•

3. mother



•



•

4. father



•




Unit 7

Yesterday and Today Let's Talk



A Write and match.

weather fun warm yesterday zoo you How beach



1. Where were you yesterday? •

• I was at the _____.

2. _____ was it? •

• It was _____!

3. How about _____? •

• We were at the _____.

4. How was the _____? •

• It was sunny and _____.

B Match.



• at the zoo



• at the beach



• at the store

C Look and write.



Where were you yesterday?

I was at the _____




Where _____?




Where _____?

Let's Learn



A Match.



stormy

rainy

chilly

foggy


sunny

snowy

B Write.

rainy sunny snowy stormy breezy cloudy

On Sunday



1. It was sunny yesterday.

2. _____

3. _____

Today



4. It's rainy today.


5. _____

6. _____

C Write.

1. How was the weather on Monday?

It was snowy.



Monday




Today


How's the weather today?

It's cloudy.

2. How was the weather on Wednesday?




Wednesday



Today

How's the weather today?

3. _____ ?



Tuesday




Today

How's the weather today?

4. _____ ?



Friday



Today

How's the weather today?

D Look and write.

1. It was _____ on Tuesday.

It's _____ today.

Monday	Tuesday	Wednesday	Today

2. It was _____ on Friday.

It's _____ today.

Thursday	Friday	Saturday	Today

3. It was _____ on Thursday.

It's _____ today.

Wednesday	Thursday	Friday	Today

✓ Parent's signature: _____

Let's Learn More



A Unscramble and write.

amusement park
movie theater

hospital
restaurant

mall
library

circus
airport



1. lalm = mall

2. sopalith = _____

3. sucric = _____

4. bilyrar = _____



5. paritor = _____

6. nemsutame karp = _____

7. saturteanr = _____

8. evimo ahette = _____

B Look and write.



C Write.

1. Where was she at 10:30?

She was at the library.

Where is she now?

She's _____.



10:30 A.M.




Now

2. Where _____ at 9:00?


He was _____.

Where _____ now?

He's _____.




9:00 A.M.



Now

3. Where _____ at 11:15?

Where _____ now?



11:15 A.M.



Now

4. Where _____ at 2:30?

Where _____ now?



2:30 P.M.



Now

D Read and check.


1. Was he at the airport at 10:00?



☐ Yes, he was.

☐ No, he wasn't.

2. Was she at the office at 12:30?



☐ Yes, she was.

☐ No, she wasn't.

3. Was she at the restaurant at 5:30?



☐ Yes, she was.

☐ No, she wasn't.


4. Was he at the circus at 3:30?



☐ Yes, he was.

☐ No, he wasn't.

✓ Parent's signature: _____



Phonics

A Match and write.

1.



•

• _ _ y l a r k •

:

sk


2.



•

• _ _ a k e •

3.



•

• _ _ y •

:

sn

4.




•


• _ _ o w f l a k e •

B Look and check.


1.




2.



3.



4.



☐ skate

☐ snow

☐ snowflake

☐ sky

☐ sky

☐ snake

☐ snake

☐ skylark


☐ skylark

☐ snowflake


☐ snail

☐ skate


A Snowy Weekend




Where were you yesterday, Skip?
I was at the park.



How was the weather?
It was chilly in the morning. We saw skylarks in the sky.



It was snowy in the afternoon.
We played with the snowflakes.



Look at that snake! Did you touch it?
No! No! No!

D Answer the questions.

1. Where was Skip yesterday? _____
2. What did Skip see in the sky? _____
3. How was the weather in the afternoon? _____

Unit 8

Doing Things Let's Talk




A Unscramble and write.

1.

looking my I'm skateboard for


What are you doing?



2.

was Where yesterday it

_____ ?



It was in my bedroom!

3.

in Is garage the it

_____ ?

It's not here.



4.

find I it hope don't we I it see

_____ !







Me, too!

B Write.

kitchen bathroom garage living room dining room bedroom




dining room




C Look and write.

Where's the skateboard?

1. It's in the bedroom.




2. _____




3. _____



4. _____



Let's Learn



A Look and write.


a skateboard
a snowboard

a unicycle
ice skates

skis
a sled

in-line skates
a scooter

1.



a snowboard

2.



3.



4.



5.




6.



7.



8.



B Write.

1.

I can't find my _____.


It was in the _____ yesterday.

2.

I can't find my _____.

It was in the _____ yesterday.

C Write and number.



1. Where was the snowboard?

It was in the bedroom.

2. Where _____ the scooter?

3. Where were the skis?

They were

4. Where _____ the ice skates?

5. Where _____ the in-line skates?

6. Where _____ the unicycle?

Let's Learn More




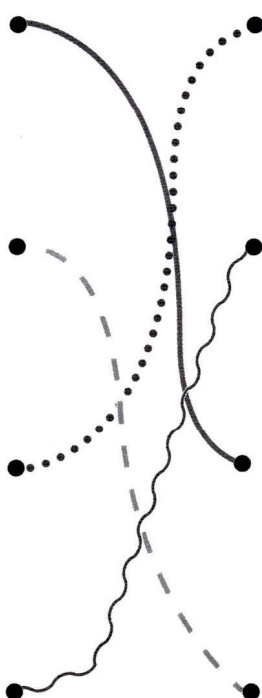



A Write.

- | | | |
|--------------------------|--------|----------------------|
| 1. eat breakfast | _____→ | <u>ate breakfast</u> |
| 2. talk on the telephone | _____→ | _____ |
| 3. play a video game | _____→ | _____ |
| 4. do homework | _____→ | _____ |
| 5. watch TV | _____→ | _____ |
| 6. ride a bike | _____→ | _____ |

B Connect and write.



What did you do yesterday?

- | | | |
|--|---|----------------------|
| 1.  |  | _____ |
| 2.  | | _____ |
| 3.  | | <u>I watched TV.</u> |
| 4.  | | _____ |

C Write.

1.



Did she use a computer?

2.



Did he take a picture?

3.



_____ eat breakfast?

4.



_____ take a nap?

5.



_____ watch TV?


6.



_____ ?


Yes, she did.

✓ Parent's signature: _____



Phonics

A Match and write.



: **sc**


: **sm**

B Circle.



C Read.

The Smile Scooter




Let's go to the park!
OK! Hmm. Where's my scooter?



Is it in your garage?
I don't think so.



The garage is so scary! Is your scooter there?
Oh! Now I remember!
It was in the kitchen yesterday.



Wow! I like the small smile on your scooter!
Thanks.

D Answer the questions.

1. What is scary? _____
2. Where was the scooter yesterday? _____
3. What is on the scooter? _____

✓ Parent's signature: _____

Let's Review




A Read and match.


- | | |
|---------------------------------------|-----------------------|
| 1. Where's the snowboard? • | • No, she wasn't. |
| 2. Where were you yesterday? • | • It was cloudy. |
| 3. How was the weather on Saturday? • | • It's in the garage. |
| 4. Where was Jim at 5:00? • | • He was at home. |
| 5. Did she do homework yesterday? • | • I was at the beach. |
| 6. Was she at the library at 3:30? • | • Yes, she did. |

B Write.

Yesterday



Now



1. Where was the sled yesterday?

_____.

2. Where is the sled now?

_____.

3. Where were the in-line skates yesterday?

_____.

4. Where are the in-line skates now?

_____.

C Complete the story.

help like Canada name mother tour guide


My _____ is Melissa. I live in _____.
My _____ is a _____.
She helps tourists. Sometimes I _____ my mother.
I _____ to help tourists, too.



D Read and match.


- | | |
|--------------------------------------|-----------------------------------|
| 1. Where does Melissa live? • | • A tour guide helps tourists. |
| 2. What does her mother do? • | • She lives in Canada. |
| 3. What does a tour guide do? • | • She likes to help tourists. |
| 4. What does Melissa sometimes do? • | • She's a tour guide. |
| 5. What does Melissa like? • | • Sometimes she helps her mother. |

Extra Practice



My Desk

A Look and write.



1. stapler
2. scissors
3. magnets
4. paper
5. paint
6. calculator
7. paint brushes
8. rubber bands

1. She has a stapler.

2. They have some _____.

3. They don't have any _____.

4. _____.

5. _____.

6. _____.

7. _____.

8. _____.

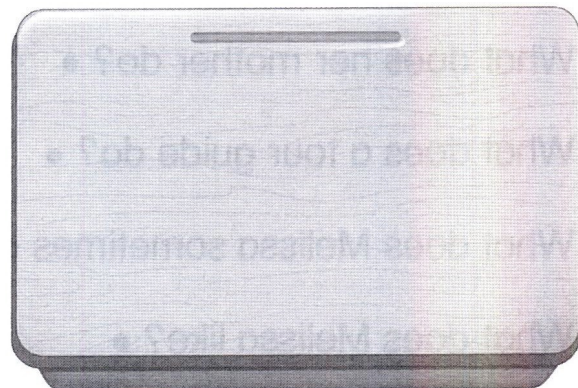
B What about you? Draw and write.

I have _____ and

_____.

I don't have any _____

or _____.



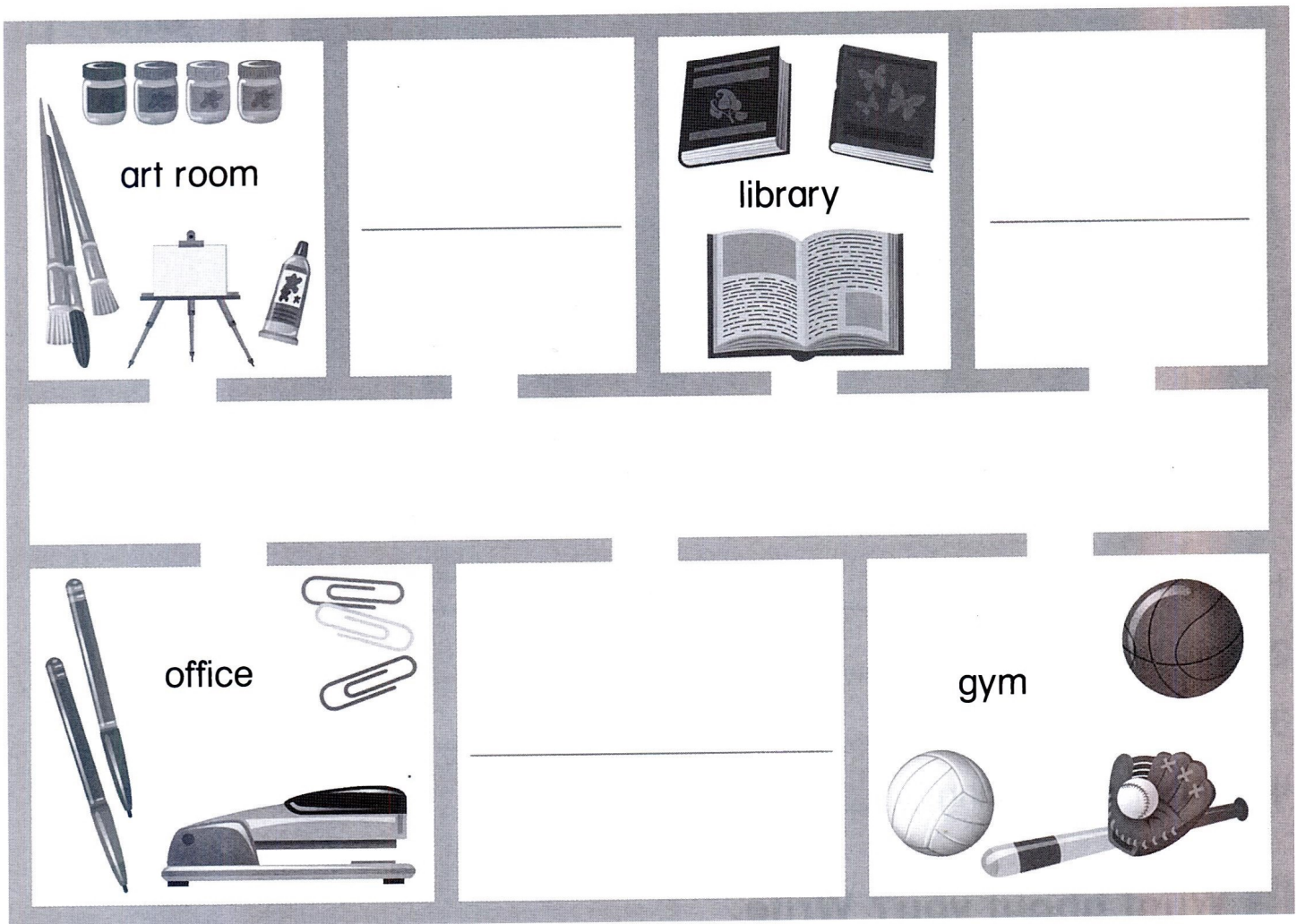
My School

A Read and write.

The lunchroom is next to the gym.

The music room is across from the gym.

The classroom is between the library and the art room.



B What about you? Write.

My school has a _____ and a _____.

It doesn't have a _____.

✓ Parent's signature: _____

My Clothes

A Look and write.



a shirt
a dress
shoes
socks
jeans
sneakers
a hat

1. Kate is wearing _____, _____, and _____.
2. Kate isn't wearing _____.
3. Jenny is wearing _____, _____, _____, and _____.
4. Jenny isn't wearing _____.

B What about you? Write.

1. I'm wearing _____.
2. I'm not wearing _____.
3. My friend is wearing _____.
4. My friend is not wearing _____.

The Weather

A Read and write.

It was windy yesterday.

It was windy on Thursday, too.

It was cloudy on Wednesday.

It was rainy on Monday and Tuesday.

It was snowy on Sunday.

But, it's sunny today!

Sunday	Monday	Tuesday	Wednesday	Thursday	Friday	Saturday
_____	rainy	_____	_____	windy	_____	_____

B Look and write.

Yesterday



1. It was _____

Today



2. _____

✓ Parent's signature: _____

In Town

A Read and write the letter.



1. He usually uses a computer. _____
2. She sometimes helps animals. _____
3. He usually fixes cars. _____
4. She always takes pictures. _____

B What about you? Write.

1. I always _____.
2. I usually _____.
3. I sometimes _____.
4. I never _____.

My Schedule

A Read and write.



Sara

Sunday	Monday	Tuesday	Wednesday	Thursday	Friday	Saturday
FREE DAY— Play!	swimming class	music class	gym class	FREE DAY— Play!	computer class	soccer practice

1. What does Sara do on Friday? _____
2. What does Sara do on Monday? _____
3. What does Sara do on Saturday? _____
4. What does Sara do on Thursday? _____

B What about you? Write.

1. What do you do on Monday?

2. What do you do on Tuesday?


3. What do you do on Thursday?

4. What do you do on Sunday?


My Home

A Look and write.

Yesterday



Today



1. Where was the scooter?

Where is it now?

2. Where were the skis?

Where are they now?

3. Where were the in-line skates?

Where are they now?


4. Where was the unicycle?

Where is it now?

Oxford University Press
is the world's authority
on the English language.

As part of the University
of Oxford, we are
committed to furthering
English language learning
worldwide.

We continuously bring
together our experience,
expertise and research to
create resources such as
this one, helping millions
of learners of English to
achieve their potential.



OXFORD
UNIVERSITY PRESS

www.oup.com/elt



Let's talk. Let's learn. Let's Go!

Energize your English classes with the trusted methodology of LET'S GO.

LET'S GO is full of fun, collaborative activities that get students talking in English from the very beginning.

- NEW** **Animated videos:** conversations, songs, and chants create excitement in class and motivate students to speak in English
- NEW** **Teacher's Resource Center:** Online Practice and an extensive online library of easy-to-access teaching resources help get the most out of each class
- NEW** **Can-do statements:** can-do statements with supporting activities allow students to measure their progress
- NEW** **Reading texts:** engaging texts build students' confidence in phonics and reading comprehension
- NEW** **Let's Begin series:** a two-level introductory course provides the perfect building blocks for learning English

Students

- **Student Book**
- **Workbook**
Online Practice
- **Online Play**
Student's Website

Teachers

- **Teacher's Pack**
Classroom Presentation Tool,
Teacher's Guide, and Teacher's
Resource Center
- **Class Audio CDs**
- **Teacher Cards**

www.irLanguage.com

