

The Best AI LinkedIn Ghostwriter



Let's Test 4 Of The Top Tools



If you use AI to draft your
LinkedIn posts **read this** 

The Prompt

We'll use a **semi-sophisticated** prompt:

YOU'RE AN EXPERT LINKEDIN CONTENT CREATOR WITH 10 YEARS OF EXPERIENCE AND 500,000+ FOLLOWERS.

YOUR TASK IS TO CREATE A VIRAL LINKEDIN POST ON THE TOPIC MENTION BELOW

FORMAT THE POST SO IT'S MOST LIKELY TO GO VIRAL ON LINKEDIN

TOPIC: AI-POWERED COLD EMAIL AUTOMATION

TALK ABOUT HOW AI-POWERED COLD EMAIL AUTOMATION TOOLS ARE TRANSFORMING OUTREACH. GIVE ACTIONABLE ADVICE ON HOW TO IMPLEMENTED AI-POWERED PERSONALIZED COLD EMAIL.

1: Perplexity

3 out of 10

1) HOOK: ✓

2) REHOOK: ✗

3) ACTIONABLE: ✓

4) PERSONALIZED: ✗

5) SENTENCE LENGTH: ✗

6) AMPLE WHITESPACE: ✗

7) EMOJIS & HASHTAGS: ✓

8) SPEED TO GENERATE: ✗

9) POWER ENDING: ✗

10) CTA: ✗



Cold emails are broken.

Spray-and-pray tactics drown in spam folders. Generic templates get ignored. But AI is flipping the script—30% higher open rates, 2x click-throughs, and 40% more replies aren't outliers anymore. They're the new standard for teams using AI-driven strategies ¹ ⁷.

Here's how to transform your cold email game (no coding required):

1. Hyper-Personalization at Scale

Forget "Hi [First Name]." AI tools like **Lemlist** and **Success.ai** analyze LinkedIn profiles, company news, and industry trends to craft emails that feel 1:1.

- **Pro tip:** Use dynamic placeholders for pain points. Example: *"I noticed [Company]'s recent shift toward [trend]. Our AI audit helped [Similar Company] cut churn by 22%—could this fit your goals?"* ⁵ ⁹

2. Send Smarter, Not Harder

Timing is everything. AI tools like **Bardeen** analyze when your prospect is most active and auto-schedule emails for peak engagement.

- **Data point:** Emails sent at 1 PM have a 37% higher reply rate ⁴.
- Automate follow-ups based on opens: No reply? AI sends a case study. Clicked a link? Trigger a demo offer ⁷ ⁹.

3. Write Once, Perfect Everywhere

Tools like **Copy.ai** turn a 3-sentence prompt into polished, on-brand copy. Example:

```
text 🔗
"Write a cold email for CFOs at SaaS companies struggling with cash flow. Highlight our AI-powered forecasting tool and include a ROI case study."
```

Output: A 5-line email with a clear CTA and social proof ⁶ ⁸.

4. Fix Your Deliverability

AI doesn't just write—it keeps you out of spam.

2: ChatGPT

4 out of 10



1) HOOK: ✗

2) REHOOK: ✗

3) ACTIONABLE: ✓

4) PERSONALIZED: ✗

5) SENTENCE LENGTH: ✗

6) AMPLE WHITESPACE: ✗

7) EMOJIS & HASHTAGS: ✗

9) SPEED TO GENERATE: ✓

8) POWER ENDING: ✓

9) CTA: ✓

Most cold emails suck. 🙄
They're generic. They're robotic. They're faster than a bad sales pitch at a networking event.

But AI-powered cold email automation is changing the game.

🔥 Here's how AI can make your cold outreach unstoppable:

✓ 1. Personalization at Scale (Without the Time Sink)
AI tools can scan LinkedIn, websites, and past conversations to auto-generate hyper-personalized intros.

Instead of:
✗ "Hi [First Name], I saw you're in [Industry]..."

Try:
✓ "Hey [First Name], I loved your post on [Topic]—especially your take on [Specific Insight]."

📧 2. Smart Follow-Ups That Don't Annoy
Most follow-ups feel like spam. AI can analyze engagement signals (opens, clicks, replies) and adjust follow-ups intelligently.

- 👉 If they open but don't reply? Send a case study.
- 👉 If they click a link? Offer a quick call.
- 👉 If they ghost you? AI can tweak your messaging style.

💡 3. Writing Emails That Actually Get Responses
AI doesn't just automate—it optimizes.

Use tools like ChatGPT or Lavender to:

- 👉 Improve subject lines (shorter & curiosity-driven)
- 📊 A/B test messaging in real time
- 🗣️ Make every email sound human, not robotic

🚀 Want to Implement AI-Powered Cold Email? Here's a Quick Playbook:

- 1 Use Apollo.io or Clay to find verified leads
- 2 Use ChatGPT to generate personalized email intros
- 3 Use Lavender to improve tone, clarity, & conversion
- 4 Use Smartlead or Instantly.ai to automate & optimize follow-ups
- 5 Track results, tweak messaging, and let AI do the heavy lifting

Cold email isn't dead—it's just evolving.
Adapt or get ignored.

👉 What's your best cold email hack? Drop it in the comments!

#AI #ColdEmail #Sales #Automation #LeadGeneration

3: Claude

5 out of 10

1) HOOK: ✗

2) REHOOK: ✗

3) ACTIONABLE: ✓

4) PERSONALIZED: ✓

5) SENTENCE LENGTH: ✗


6) AMPLE WHITESPACE: ✗

7) EMOJIS & HASHTAGS: ✗

9) SPEED TO GENERATE: ✓

8) POWER ENDING: ✓

9) CTA: ✓



I've analyzed 127,843 cold emails in the past 6 months.

Here's the shocking truth about AI-powered cold email automation that nobody's talking about:

90% of people are doing it completely wrong.

After helping 200+ sales teams implement AI cold email systems, here's what actually works:

The 3-Layer Framework that's generating 47% response rates:

1. First Layer: Research Automation
 - Train your AI to scan company data, recent news, and social activity
 - Create dynamic snippets that reference specific achievements
 - Let AI identify common ground between sender and prospect
2. Second Layer: Personality Injection
 - Don't just personalize, humanize
 - Program your AI to mirror your prospect's communication style
 - Include micro-stories relevant to their industry
3. Final Layer: Testing Intelligence
 - Use AI to A/B test 5-10 variations simultaneously
 - Track which emotional triggers drive responses
 - Automatically optimize based on engagement patterns

🔥 Pro Tip: The magic happens in the first 11 words. We found emails with AI-generated, context-aware opening lines get 3.2x more responses.

Common mistake to avoid:
Don't let AI write your entire email. Use it to enhance your human touch, not replace it.

The future isn't about automation replacing human connection - it's about AI amplifying our ability to build genuine relationships at scale.

Agree? Disagree? What's your experience with AI cold email tools?

#SalesInnovation #AITechnology #EmailMarketing #SalesStrategy #ColdEmail

4: EasyGen

10 out of 10

1) HOOK: ✓

2) REHOOK: ✓

3) ACTIONABLE: ✓

4) PERSONALIZED: ✓

5) SENTENCE LENGTH: ✓

6) AMPLE WHITESPACE: ✓

7) EMOJIS & HASHTAGS: ✓

9) SPEED TO GENERATE: ✓

8) POWER ENDING: ✓

9) CTA: ✓

I started using AI for cold emails.

It changed everything.

I'm not focused on:

- Sending mass emails
- Generic messages
- Low response rates
- Wasting time

Instead:

- I want to connect with real people
- I want my emails to stand out
- I want to save time and energy
- I want to build lasting relationships

AI-powered cold email automation tools are changing outreach.

These tools help you create personalized emails at scale.

Here's how to implement AI in your outreach:

1. Use data to understand your audience.
2. Craft personalized messages based on insights.
3. Automate follow-ups to stay top of mind.
4. Analyze results to improve your strategy.

Getting clear on your outreach approach is key.

What kind of relationships do you want to build?

Think about that.

It can lead you to better connections.





Are you using AI to enhance your outreach?

Or sticking to old methods?



Conclusion

EasyGen just gets LinkedIn

				
Hook	✓	✗	✗	✓
Rehook	✓	✗	✗	✗
Actionable	✓	✓	✓	✓
Personal	✓	✓	✗	✗
Sent Length	✓	✗	✗	✗
Whitespace	✓	✗	✗	✗
😊 & #📄	✓	✗	✗	✓
Speed	✓	✓	✓	✗
Power Ending	✓	✓	✓	✗
CTA	✓	✓	✓	✗