OXFORD

مرجع زبان ایرانیان

LET'S BEGIN 2

LET'S GO

5th Edition

WORKBOOK

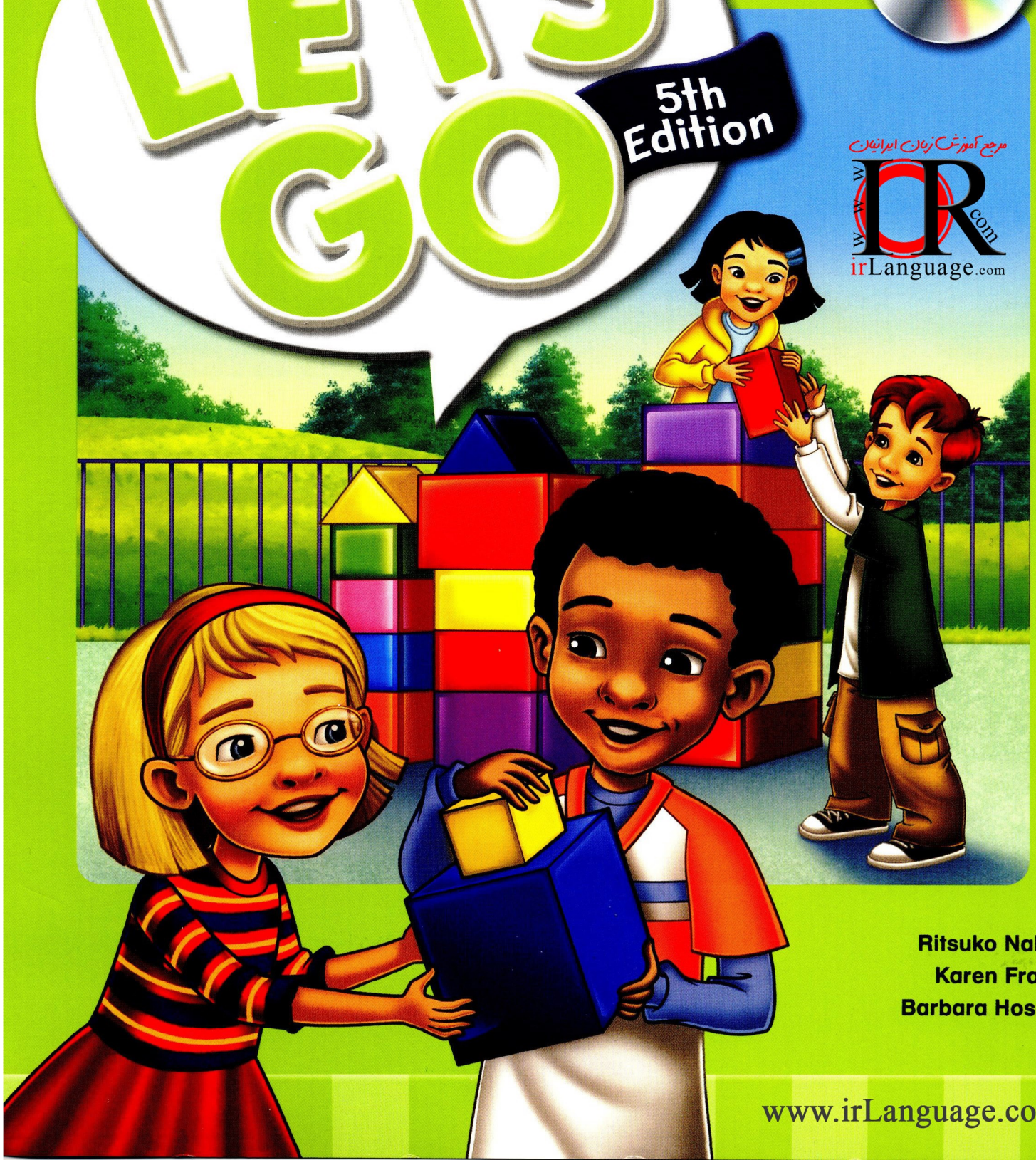

مرجع آموزش زبان ایرانیان
www.irLanguage.com

Ritsuko Nakata
Karen Frazier
Barbara Hoskins

www.irLanguage.com

WORKBOOK

LET'S BEGIN 2

LET'S GO

5th Edition



مرجع آموزش زبان ایرانیان
irLanguage.com

این مجموعه با لوگوی مرجع زبان ایرانیان
به صورت نشر بر خط و حامل به ثبت رسیده است. به ثبت رسیده است.
کپی بر داری از آن خلاف شرع، قانون و اخلاق است و شامل پیگیرد خواهد شد.

Unit 1 Toys

Let's Talk

A Find Kate.



B Circle.

1. 

2.

3.

4. 

C Match.

1. What's your name?

2. What's your name?

3. What's your name?

I'm Scott.

I'm Kate.

I'm Jenny.

D Write ✓ or ✗.

1. Stand up.

2. Sit down.

✓ Parent's signature: _____

Let's Learn



A Match.

1. 

2. 

3.

4.





مرجع آموزش زبان ایرانیان
www.IRlanguage.com

B Trace, find, and circle.



It's a ball.



It's a jump rope.



It's a yo-yo.

It's a bicycle.

مرجع زبان ایرانیان

✓ Parent's signature: _____

Let's Learn More



A Trace and color.

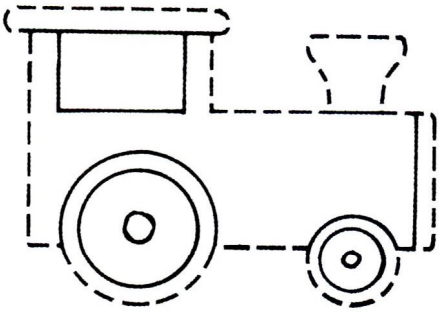

a train

a doll

a teddy bear

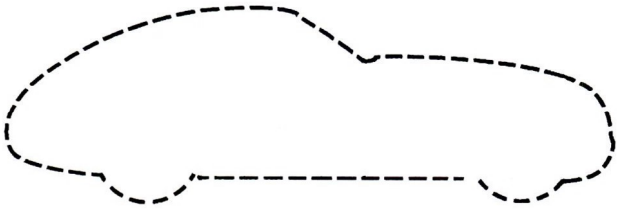

a car

B Match.



1. It's a train.



2. It's a car.

3. It's a doll.

4. It's a teddy bear.





C Match and say.

What is it?

It's a _____.

1. 

2. 

3. 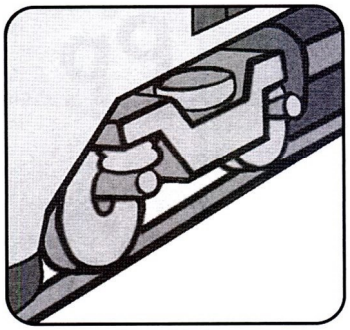

4. 









✓ Parent's signature: _____

Let's Learn to Read

Phonics

A Connect.

B Trace and write.

What's your name?

1. I'm Andy.



2. I'm Jenny.



3. I'm _____.



4. I'm _____.



C Write your name. Draw a picture.

I'm _____.

✓ Parent's signature: _____

Unit 2 Colors

Let's Talk

A Find.



B Match and say.

1.



2.

C Write ✓ or ✗.

1.



Come here.

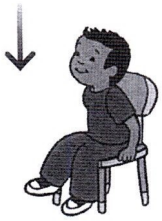

✗



✓

☐

2.



Turn around.



☐

☐

☐

✓ Parent's signature: _____

Let's Learn



مرجع آموزش زبان ایرانیان
www.IRLanguage.com

A Match and color.

1. 

2. 

3. 

4.

5.







B Trace and color.

1.

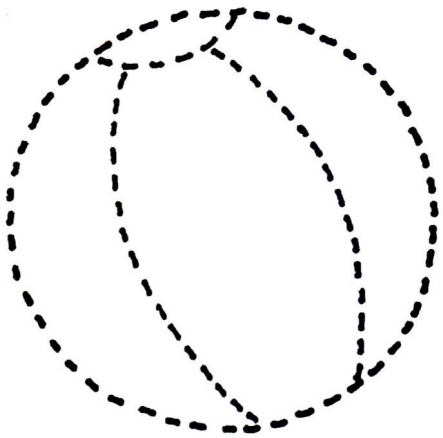

It's red.

2.



It's blue.

3.

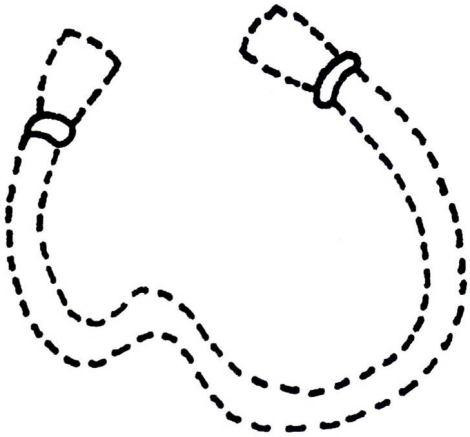

It's green.

4.



It's yellow.

5.



It's brown.

✓ Parent's signature: _____

Let's Learn More



A Color and write.

1.



It's white.

It's _____.

2.

It's orange.

It's _____.

3.

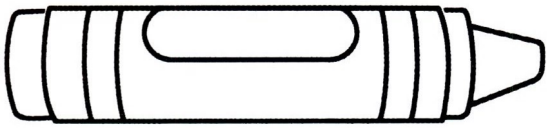

It's purple.

It's _____.

4.

It's pink.

It's _____.

5.

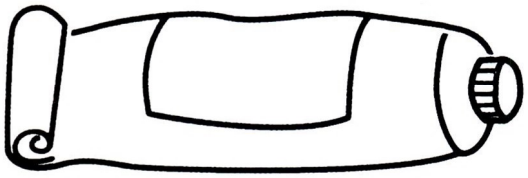

It's black.

It's _____.

B Find and color.

What color is it?

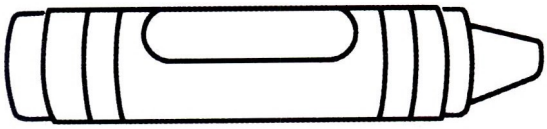

It's red.



It's purple.



It's orange.



It's brown.

It's black.



✓ Parent's signature: _____

Let's Learn to Read

Phonics

A Circle and say.

1.	2.	3.	4.
A	**B**	**C**	**D**
c	B	A	a
a	d	c	c
A	a	d	D
D	C	C	B
B	b	c	c

B Match.

1. A
2. B
3. C
4. D







a b c d

C Trace and write.

1. What is it?

2. It's a yo-yo.



3. It's a ball.

4. It's a train.

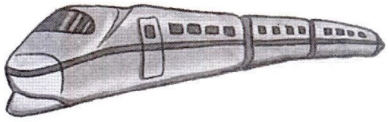

5. What is it?

6. It's a _____.



7. It's a _____.



8. It's a _____.



✓ Parent's signature: _____

Let's Review

A Circle.

1. It's a jump rope.

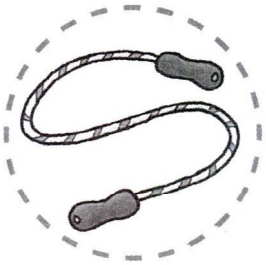

2. It's a doll.

3. It's blue.





4. It's purple.





B Match.

1. 

Come here.

2.

Stand up.

3. 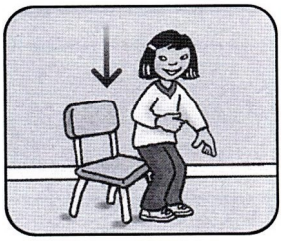

Sit down.

4.

Turn around.









School Supplies

A Match and trace.

1. 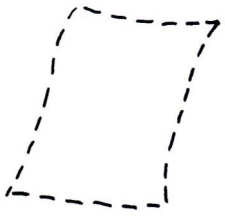

paper

2. 

scissors

3.

glue

4. 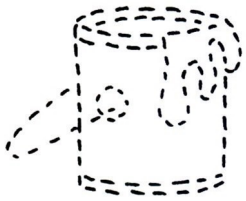

paint

5. 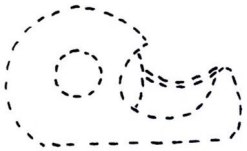

tape





✓ Parent's signature: _____

Unit 3 Shapes

Let's Talk

A Match.

1. How are you today?



I'm fine.

2. How are you today?

I'm fine, thanks.

3. How are you today?

I'm fine, thank you.



B Write ✓ or ✗.

1. Walk.



✗

✓



☐

2. Run.

☐

☐

☐

C Match and say.

Stand up.

Walk.

Turn around.

Run.



Sit down.











✓ Parent's signature: _____

www.irLanguage.com

Let's Learn



A Trace.

1. a circle
2. a square
3. a triangle
4. a heart

B Complete the pattern.

1.

2.

3.

C Trace. Then draw.

1.

Draw a circle.

2.

Draw a triangle.



3.

Draw a square.

4.

Draw a heart.

✓ Parent's signature: _____

Let's Learn More



A Match and circle.

1.
a star

2.
a rectangle

3.
a diamond

4.
an oval



B Trace.

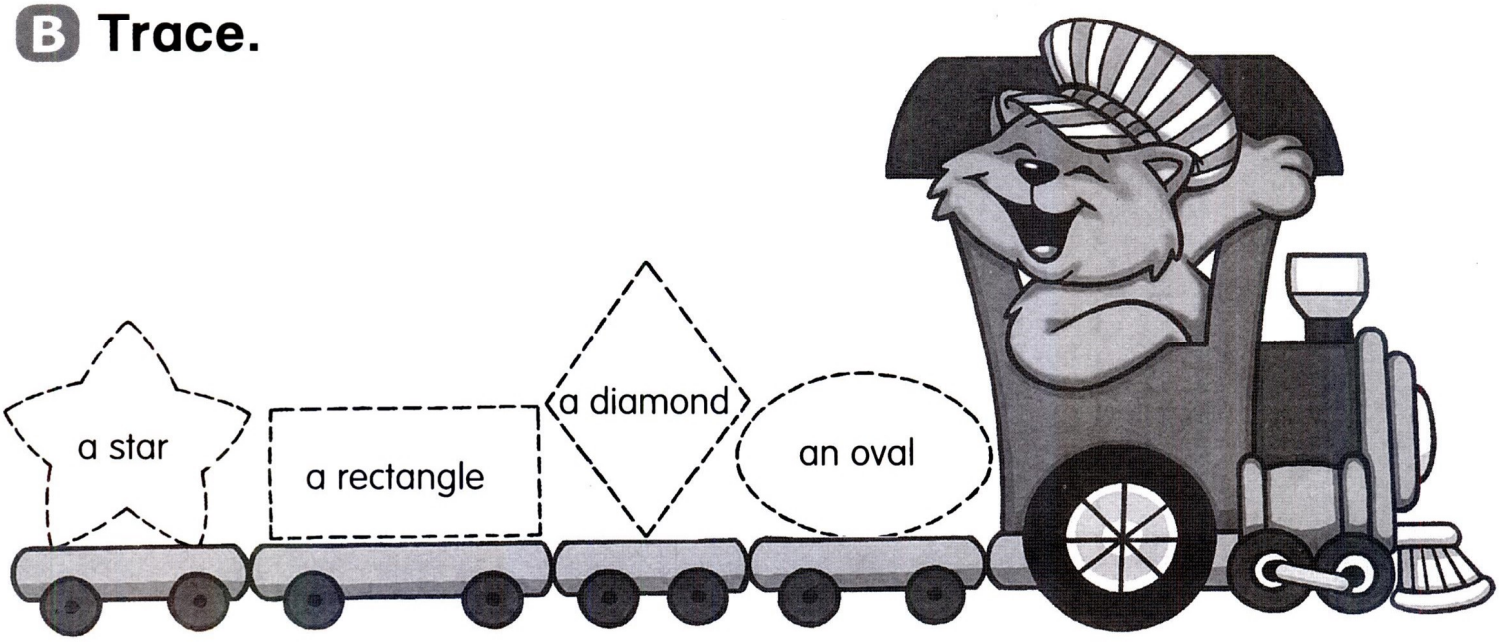

مرجع زبان ایرانیان

C Complete the pattern. Write.

1. Is it a star?





Yes, it is.



2. Is it an oval?



No, it isn't. It's a heart.



3. Is it a triangle?



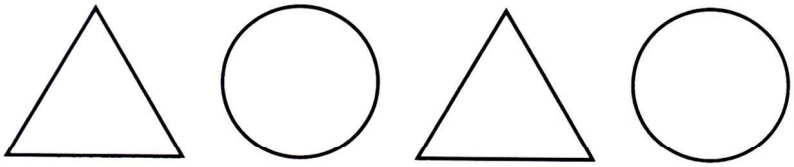

.

✓ Parent's signature: _____

Let's Learn to Read



Phonics

www.irLanguage.com

A Circle and say.

1. **EFGH**

abcd
EFGH
BCDE
cdef
EFGH

2. **efgh**

defg
efgh
DEFG
efgh
CDEF

B Circle and trace.

1. E







e

2. F



f

3. G





g

4. H



h

C Trace and write.

1. Is it a star?

Yes, it is.



a star

2. Is it a rectangle?

No, it isn't.



a circle

3. Is it an oval?

Yes, _____.

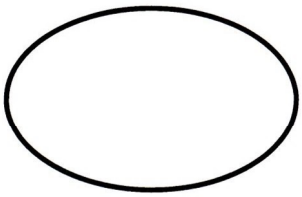

an oval

4. Is it a triangle?

No, _____.



a square

✓ Parent's signature: _____

Unit 4

Numbers

Let's Talk

A Match or ✗.

1.

2.



3.

5.

4.

B Circle.

1. Go.



2. Stop.



3. Come here.



4. Turn around.



5. Sit down.



✓ Parent's signature: _____

www.irLanguage.com

Let's Learn



A Trace.

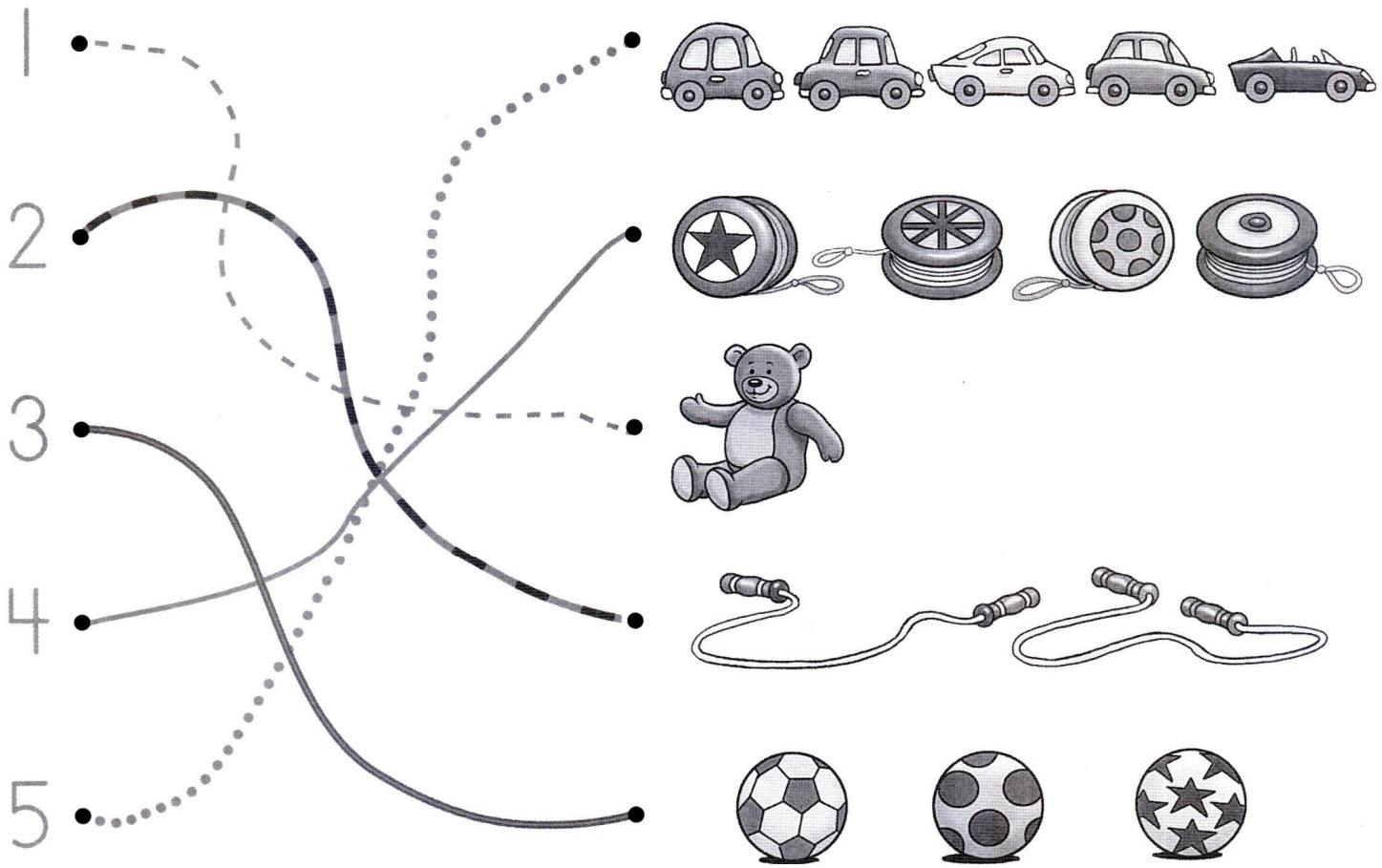

B Color.

1. 

2. 

3.

4. 

C Draw and say.



✓ Parent's signature: _____

Let's Learn More



A Trace and match.

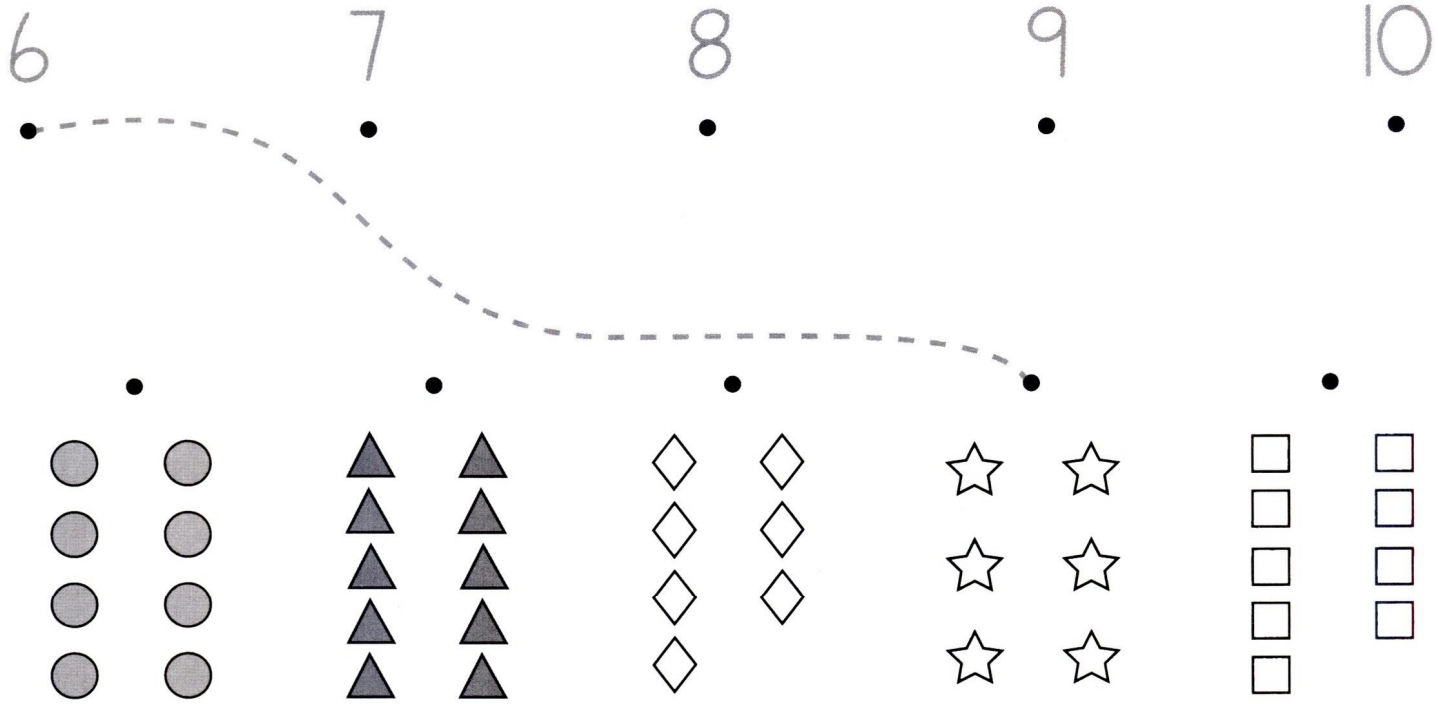

B Write ✓ or ✗.

1. **7**

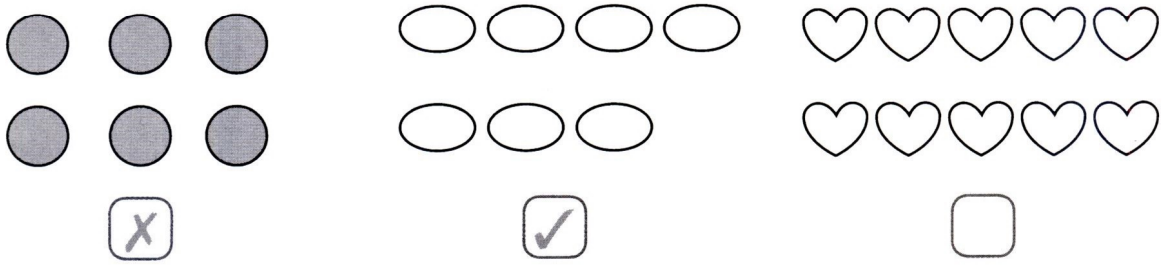

✗ ✓ ☐

2. **10**



☐ ☐ ☐

C Count and write.

1. How many? _____

6

2. How many? _____

_____

3. How _____ ?

_____

4. _____ ?

_____



✓ Parent's signature: _____

Let's Learn to Read

Phonics

A Draw.

I i = △ J j = ○ K k = □ L l = ♡

I J L E k L K
c i a F B
I l j k i A d
f k h b
K H I j D J

B Match and trace.

1. I • • • • i

2. J • • • • j

3. K • • • • k

4. L • • • • l

C Match and write.

1.



Is it a 1? Yes, it is.

2.



Is it a 2? No, it isn't.

_____.

3.





Is it a 9? _____.

✓ Parent's signature: _____

Let's Review

A Find and circle.

1.



2.

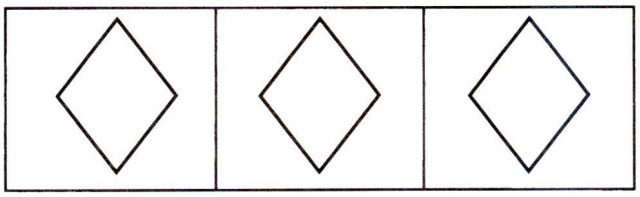

3.

4.

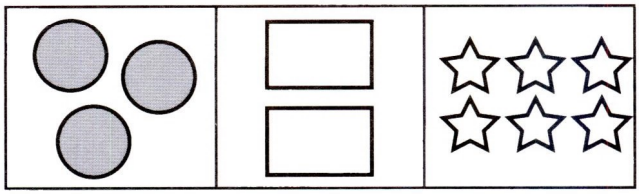

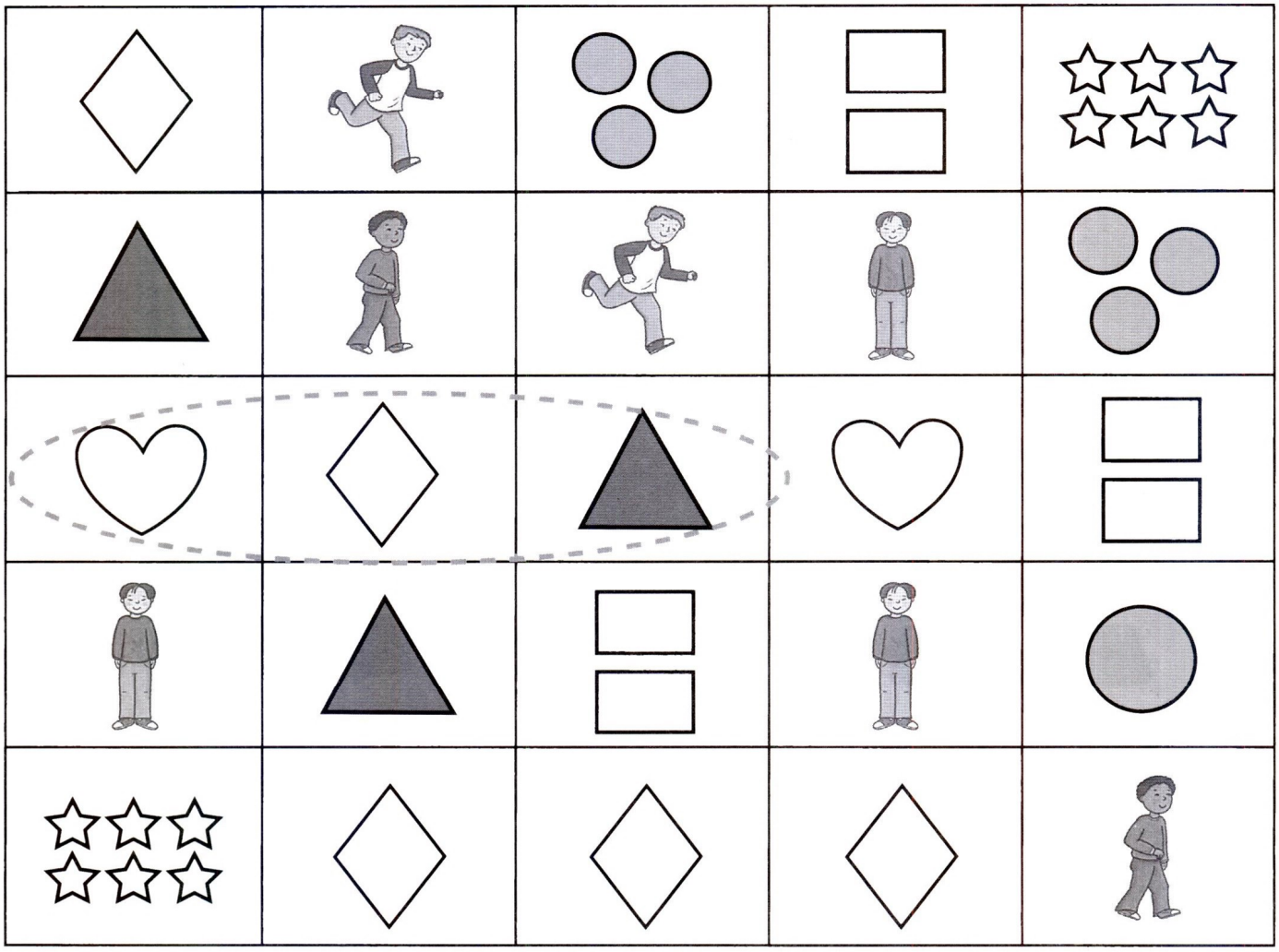

Classroom Commands

A Circle.

1. Take out your pencil.



2. Close your book.



3. Open your book.

4. Put away your pencil.



✓ Parent's signature: _____

Unit 5 Animals

Let's Talk

A Match.

B Match and say.

1.

Jump.



2.

Skip.

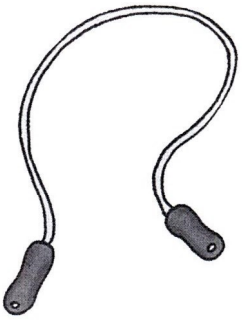

C Write ✓ or ✗.

1.

Skip.



✗

✓

☐

2.

Jump.

☐

☐



☐

✓ Parent's signature: _____

Let's Learn



A Find and number.

1. 

bird

2. 

cat

3. 

dog

4. 

birds

5.

cats

6.

dogs



B How many? Write and say.

1.

3 cats

2.

bird

3.

dogs

4.



dog

5.

cat

6.



birds

✓ Parent's signature: _____

Let's Learn More



A Find.



duck



cow

rabbit



rabbits



cows



ducks

B Count and write.



1. How many cows?  4 cows.

2. How many ducks? _____ ducks.

3. How many dogs? _____ dog.

4. How many birds? _____ birds.

5. How many rabbits? _____ rabbits.

✓ Parent's signature: _____



Phonics

A Find and circle.

A	M	N	O	P	A	m	n	o	p
C	a	L	b	o	p	K	j	i	M
m	N	O	D	M	N	O	P	h	n
n	m	n	o	p	g	m	n	o	p
M	N	O	P	f	E	n	F	I	B
N	H	P	m	n	o	p	G	P	k
p	c	I	d	e	M	N	O	P	J

B Trace and match.

1. Mm
2. Nn
3. Oo
4. Pp



C Match and say. Count and write.

1.



How many dolls?



cars

2.



How many cars?



3.



How many balls?



3 dolls

✓ Parent's signature: _____

Unit 6 Food

Let's Talk

A Draw.

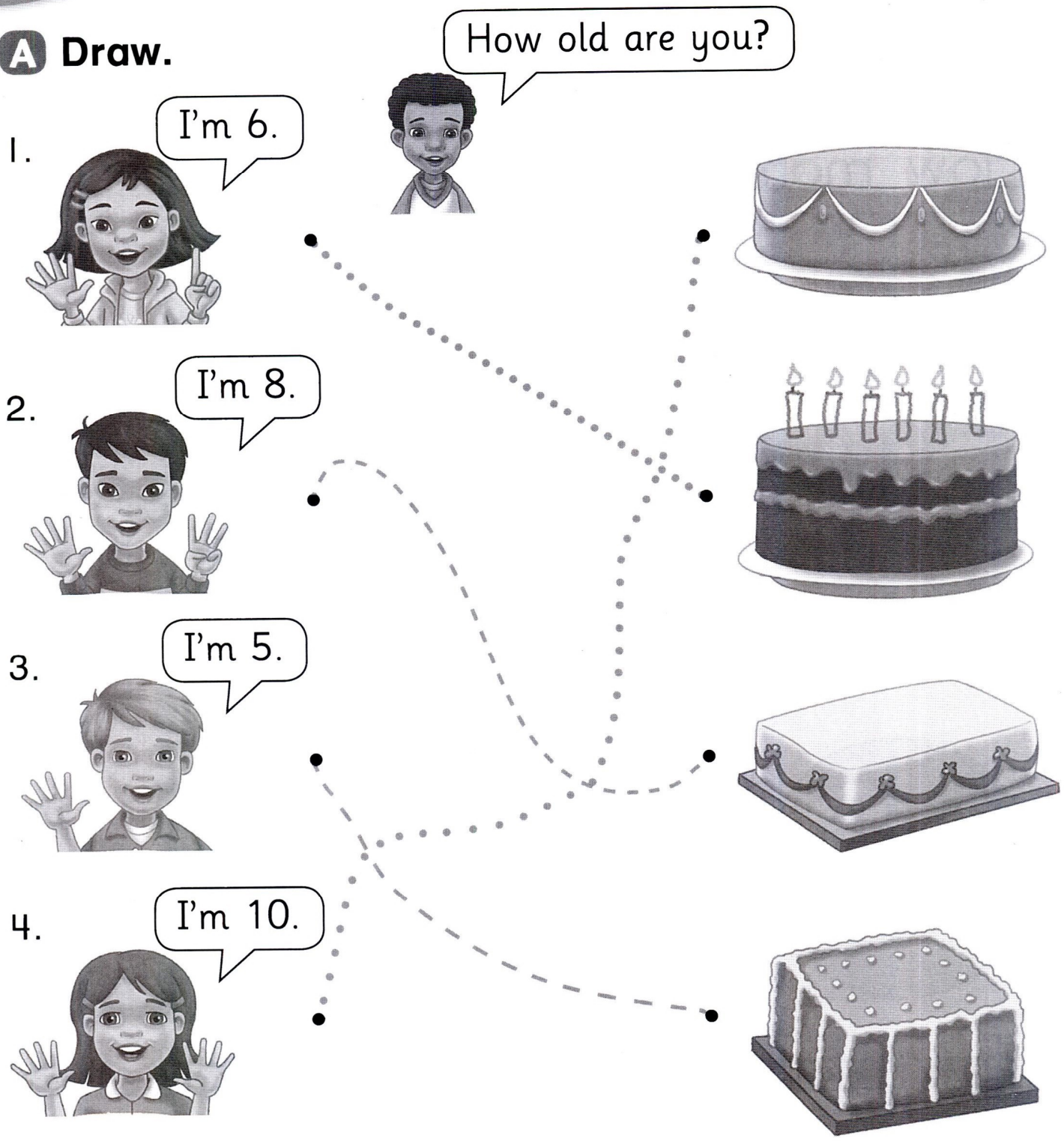

B How old are you? Draw and color.

www.irLanguage.com



C Write ✓or ✗.

1.



Make a line.



✗



✓

☐

2.



Make a circle.



☐



☐

☐

✓ Parent's signature: _____

Let's Learn

A Match.

1.

ice cream

2. 

pizza

3. 

cake

4. 

chicken











B Write and number.

1.

I like ice cream.

2.



I like chicken.

3.

I like _____.

4.



I like _____.



✓ Parent's signature: _____

Let's Learn More



A Circle.

1.





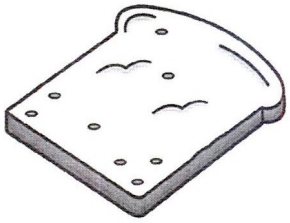

milk

2.



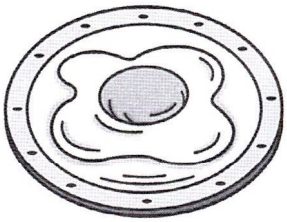



rice

3.

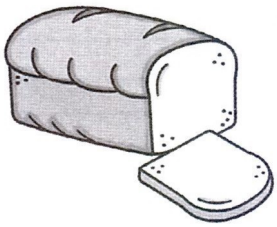



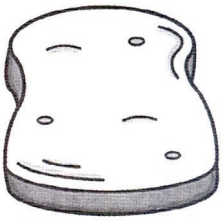

bread

4.







fish

B Match and say.

1. Do you like rice?

2. Do you like fish?

3. Do you like milk?

4. Do you like bread?

Yes, I do.

No, I don't.

Yes, I do.

No, I don't.

✓ Parent's signature: _____

Let's Learn to Read

Phonics

A **Write ✓ or ✗.**

1. Q R S T F G H I ✗ Q R S T ✓ O P Q R ☐
2. q r s t d e f g ☐ p q r s ☐ q r s t ☐
3. Q r s T Q R S T ☐ q R s T ☐ Q r s T ☐

B **Match and trace.**

1. Q
2. R
3. S
4. T



sun

tiger



rabbit

queen

C Write and say.

1. Do you like cake?

Yes, I do.

No, I don't.



2. Do you like pizza?

Yes, _____.

3. Do you like fish?

No, _____.

4. Do you like _____?

Yes, _____.

✓ Parent's signature: _____

Let's Review

A Match.

1.
2. 
3.
4.
5. 
6. 



4 cats



ice cream

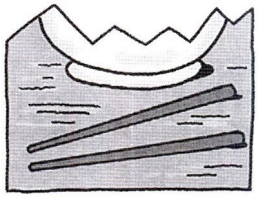

rice



1 rabbit

skip



make a circle

The Weather

A Match and trace.

1. 

sunny

2.

cloudy

3. 

windy

4. 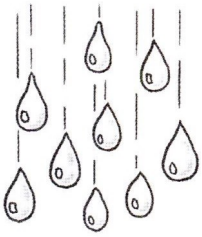

rainy

5. 

snowy

It's rainy.



It's cloudy.



It's sunny.

It's windy.



It's snowy.

✓ Parent's signature: _____

Unit 7

My Body

Let's Talk

A Match.

1.

2. 

3. 



B Match.

Clap your hands.

• • •



Stamp your feet.

• •

1. •

2. •

3. •

4. •

5. •

C Number.

1.

Sit down.

2.

Jump.

3.

Run.

4.

Skip.

5.

Walk.



☐ ☐ ☐ ☐ ☐

✓ Parent's signature: _____

Let's Learn



A Circle.

1.





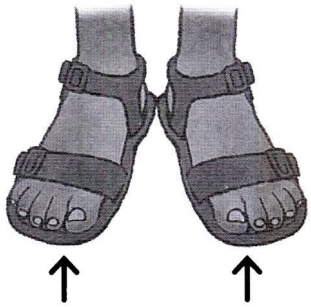

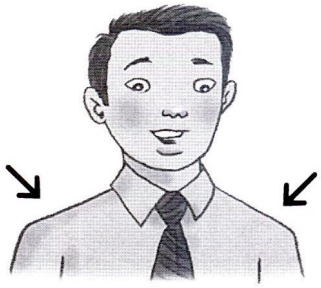

head

2.







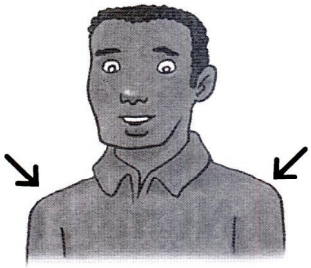

shoulders

3.



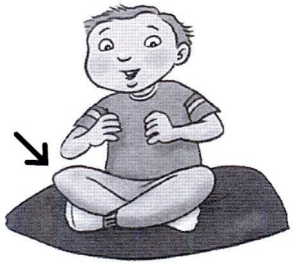



knees

4.







toes

B Match.

1. 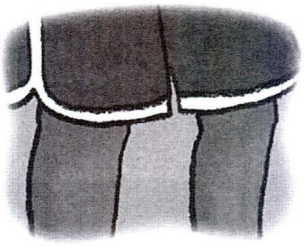

I can touch my knees.



2. 

I can touch my shoulders.



3.

I can touch my head.



4.

I can touch my toes.

✓ Parent's signature: _____

Let's Learn More



A Match.

1. 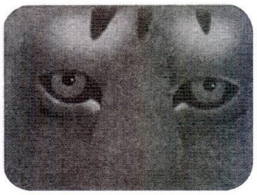
2. 
3. 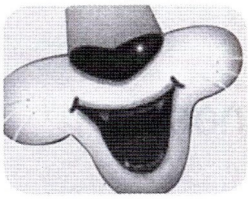
4. 






B Draw.



eyes

ears

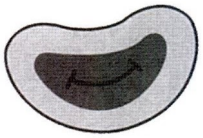

mouth

nose

C Number and write.

What can you do?

1.

2.

3.

4. 

I can touch my ears. ☐

I can touch my _____. ☐

I can touch _____. ☐

I can _____. ☐

✓ Parent's signature: _____

www.irLanguage.com

Let's Learn to Read

Phonics

A Circle and say.

1. U



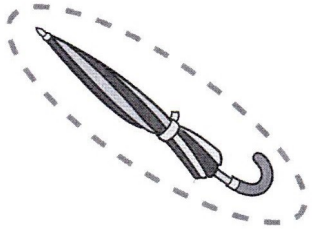

2. V



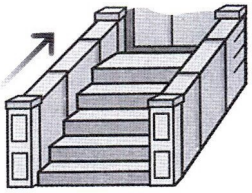



3. W

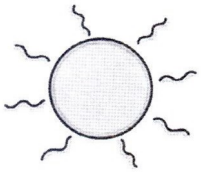

B Match and trace.

1. U

u

2. V

v

3. W

w

C Trace and say.

1. What can you do?
I can touch my toes.



2. What can you do?
I can clap my hands.



3. What can you do?
I can run.



4. What can you do?
I can jump.



✓ Parent's signature: _____

Unit 8

I Can

Let's Talk

A Find.

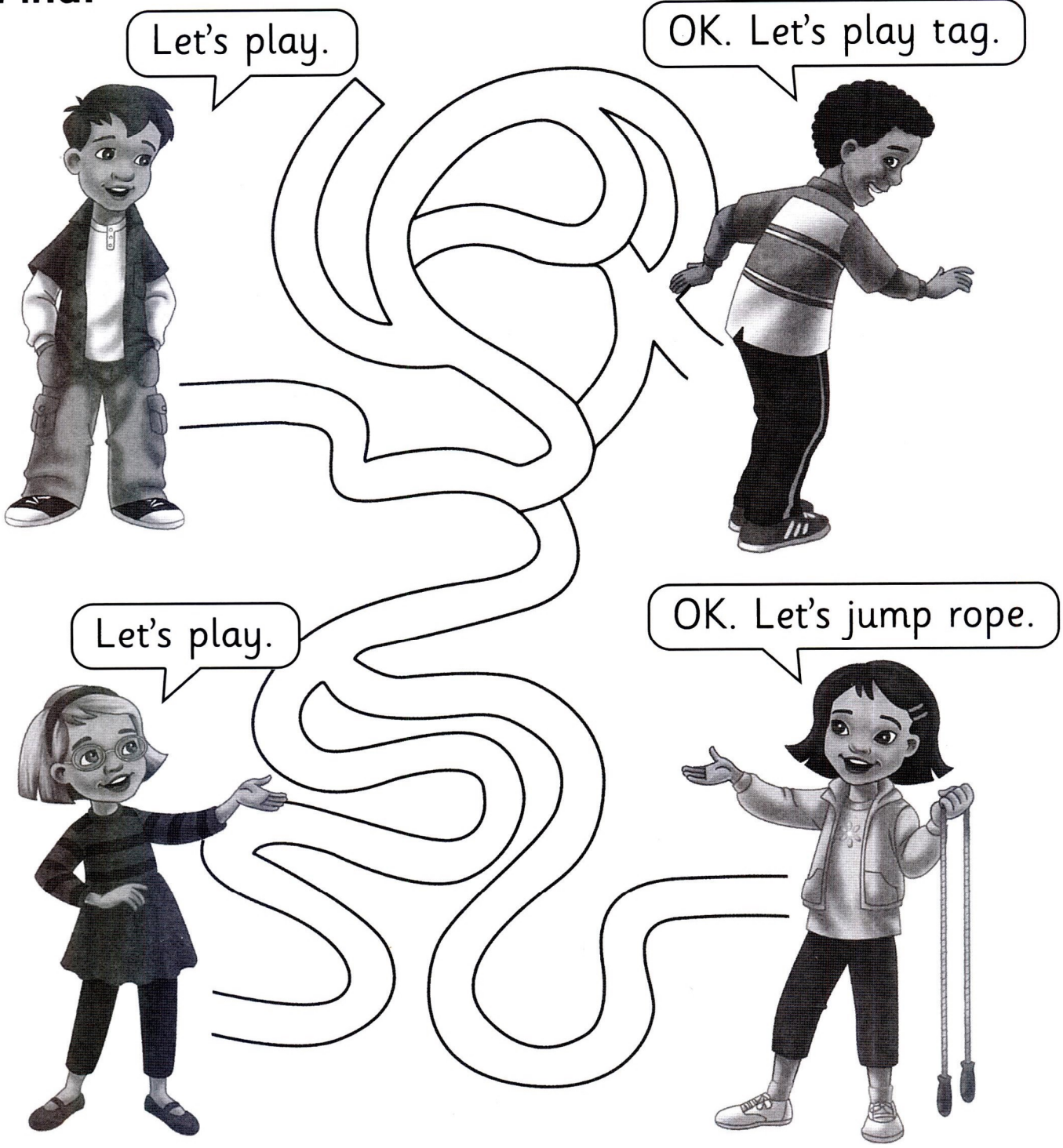

B Trace.

1.



Point to the board.

2.



Go to the board.

C Write ✓ or ✗.

1.



✗



✓

☐

2.



☐



☐



☐

✓ Parent's signature: _____

Let's Learn



A Match.

1.

2. 

3.

4.







fly a kite



sing a song

bounce a ball

ride a bicycle

B Match and say.

I can . . .

I can't . . .

1.

2.



3.



4.



✓ Parent's signature: _____

Let's Learn More



A Find and circle.

wink

smile

swim

dance

B Write and say.

Can you dance?

Yes, I can.



No, I can't.

1. Can you sing?

Yes, _____.

2. Can you wink?

No, _____.

3. Can you smile?

_____.

✓ Parent's signature: _____

Let's Learn to Read



Phonics

A Draw.

X x = Y y =  Z z = 

Z N y B w k x L Y
p y c z x a F o
X f Q k j Y Z
h z b y H D i t S X

B Circle and trace.

1. X 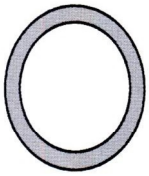  fox

2. Y   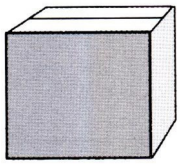 yarn

3. Z   zebra

www.irLanguage.com

C Write and say.

1. I can wink.

2. I can't swim.



3. I can smile.

4. I can't ride a bike.



5. bounce a ball.

6. dance.

✓ Parent's signature: _____

Let's Review

A Find and number.

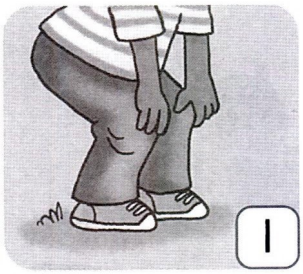

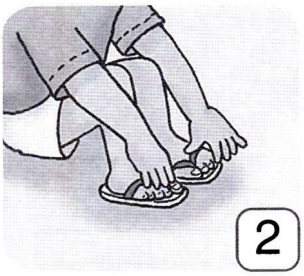



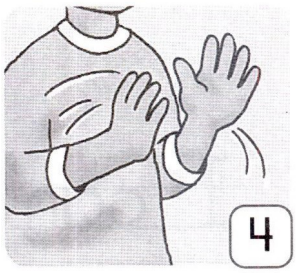







مرجع آموزش زبان ایرانیان
www.irLanguage.com

Days of the Week

A Match.

Sunday	Monday	Tuesday	Wednesday	Thursday	Friday	Saturday
1	2	3	4	5	6	7

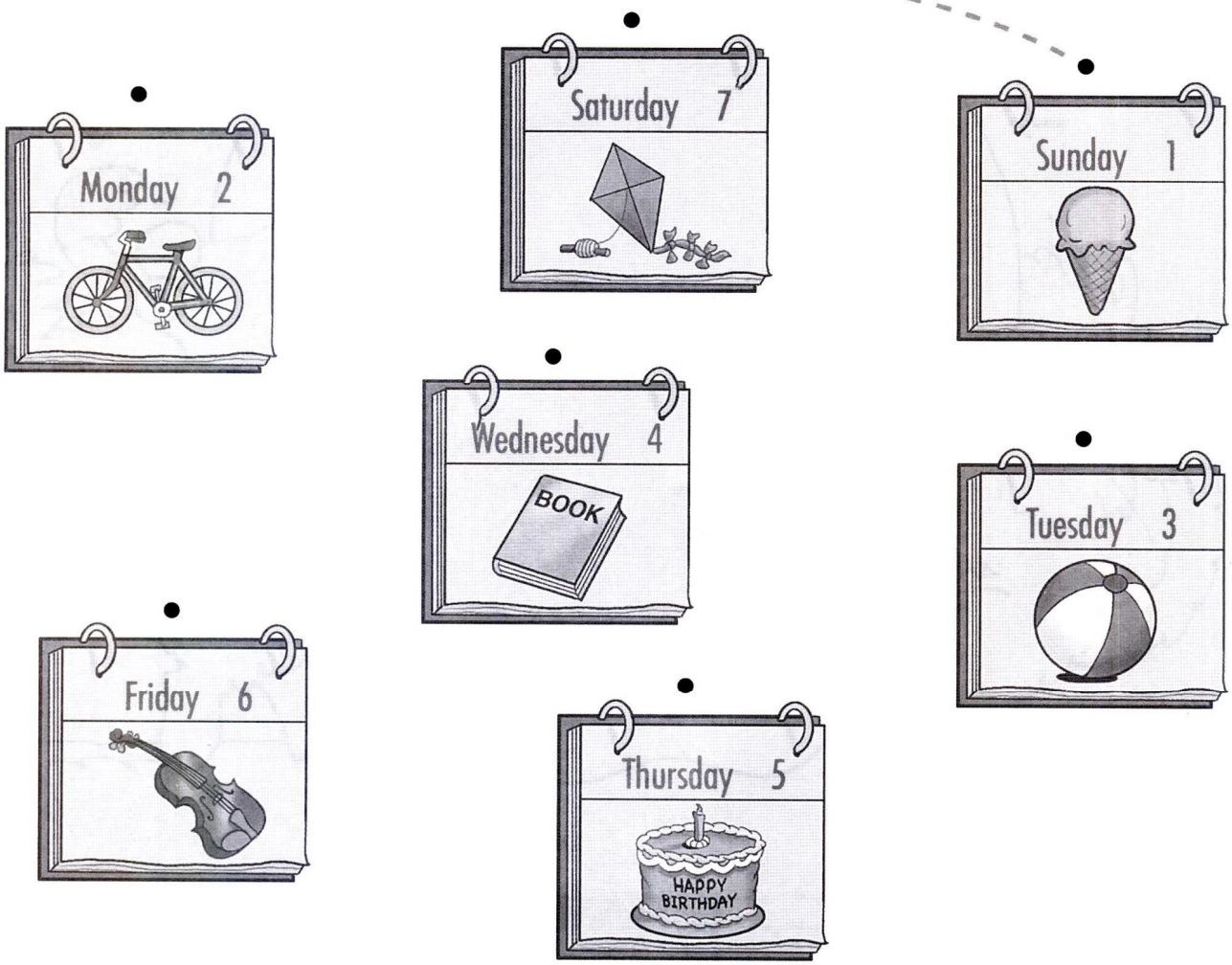

✓ Parent's signature: _____

Alphabet Practice

A Color and trace.



A a B b C c D d

B Color and trace.



E e F f G g H h

✓ Parent's signature: _____

مرجع آموزش زبان ایرانیان
www.irLanguage.com

C Color and trace.



I i J j K k L l

D Color and trace.

M m N n O o P p

✓ Parent's signature: _____

E Color and trace.

Q q R r S s T t

F Color and trace.



U u V v W w

✓ Parent's signature: _____

مرجع آموزش زبان ایرانیان
www.irLanguage.com

G Color and trace.



X x Y y Z z

مرجع زبان ایرانیان

Oxford University Press is the world's authority on the English language.

As part of the University of Oxford, we are committed to furthering English language learning worldwide.

We continuously bring together our experience, expertise and research to create resources such as this one, helping millions of learners of English to achieve their potential.



Let's talk. Let's learn. Let's Go!

Energize your English classes with the trusted methodology of LET'S GO.

LET'S GO is full of fun, collaborative activities that get students talking in English from the very beginning.

NEW **Animated videos:** conversations, songs, and chants create excitement in class and motivate students to speak in English

NEW **Teacher's Resource Center:** Online Practice and an extensive online library of easy-to-access teaching resources help get the most out of each class

NEW **Can-do statements:** can-do statements with supporting activities allow students to measure their progress

NEW ***Let's Begin* series:** a two-level introductory course provides the perfect building blocks for learning English

Students

- **Student Book**
- **Workbook**
  Online Practice
- **Online Play**
  Student's Website

Teachers

- **Teacher's Pack**
  Classroom Presentation Tool, Teacher's Guide, and Teacher's Resource Center
- **Class Audio CDs**
- **Teacher Cards**

www.irLanguage.com

CEFR B1 A2 A1

مرجع آموزش زبان ایرانیان
www.irLanguage.com

OXFORD
UNIVERSITY PRESS

www.oup.com/elt